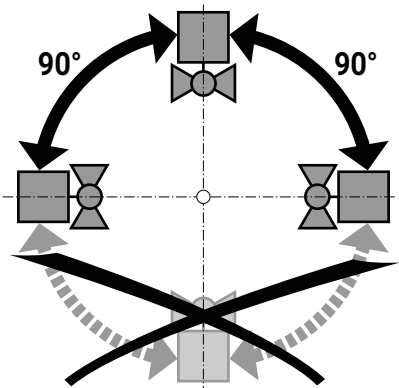
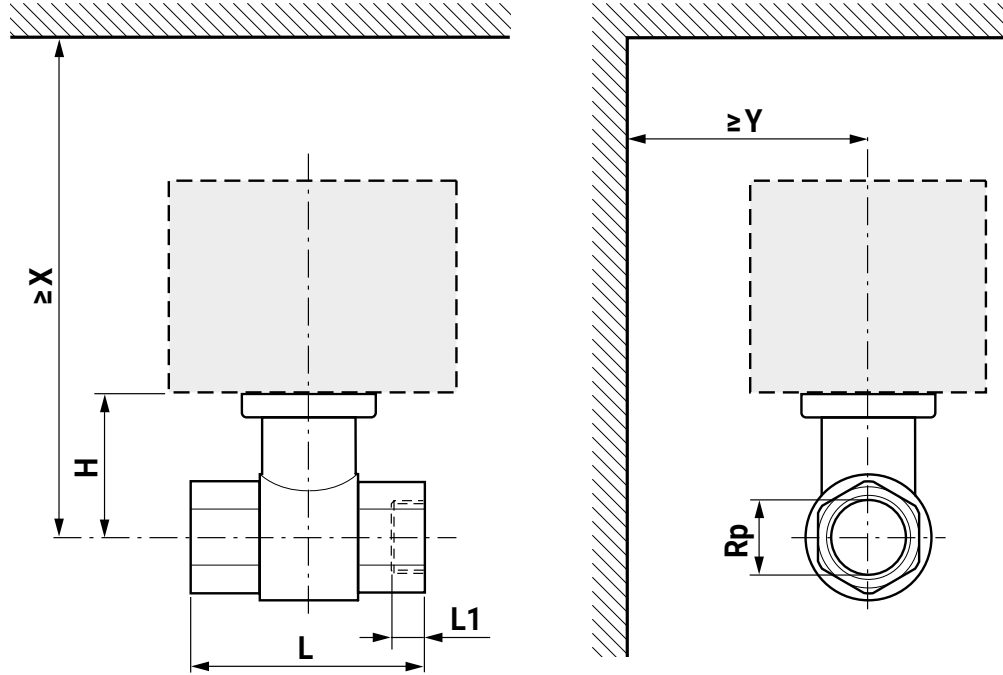




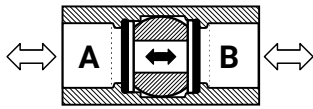
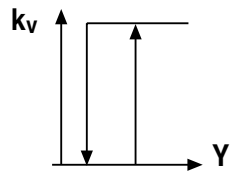
R2..PW..



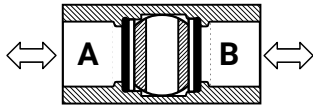
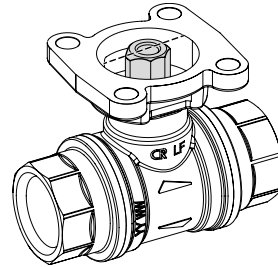
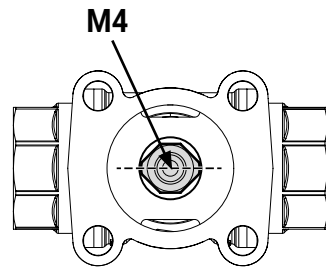
72119-00001.A



t 5...100° C								
	ps	DN	Rp	L	H	L1	X	Y
	kPa	mm	"	mm				
R215PW-N	4000	15	1/2"	64.4	37.5	15.5	190	75
R220PW-P	4000	20	3/4"	68	40.8	17	195	75
R225PW-Q	4000	25	1"	85	44	21	200	75
R232PW-Q	2500	32	1 1/4"	97	50	23	235	80
R240PW-R	2500	40	1 1/2"	108	56	23	244	80
R250PW-S	2500	50	2"	125	63	26.5	255	80



100%



0%

