

Outdoor sensor Temperature

For measuring temperature in outdoor areas.
 Typical applications at cold stores,
 greenhouses, production plants and
 warehouses. NEMA 4X / IP65 rated enclosure.


Type Overview

Type	Output signal passive temperature
01UT-1A	Pt100
01UT-1B	Pt1000
01UT-1C	Ni1000
01UT-1D	Ni1000TK5000
01UT-1F	NTC1k8
01UT-1L	NTC10k (10k2)
01UT-1N	NTC10k Carel
01UT-1Q	NTC20k

Technical data

Electrical data	Electrical connection	Pluggable spring loaded terminal block max. 2.5 mm ²	
	Cable entry	Cable gland with strain relief ø6...8 mm	
Functional data	Application	Air	
	Output signal passive temperature	Pt100 Pt1000 Ni1000 Ni1000TK5000 NTC1k8 NTC10k (10k2) NTC10k Carel NTC20k	
	Measuring data	Measured values	Temperature
		Measuring range temperature	-35...50°C [-30...120°F]
		Accuracy temperature passive	Passive sensors depending on used type Pt.. : Class B, ±0.3°C @ 0°C [±0.5°F @ 32°F] Ni.. : ±0.4°C @ 0°C [±0.7°F @ 32°F] NTC1k8 : ±0.5°C @ 25°C [±0.9°F @ 77°F] NTC.. : ±0.2°C @ 25°C [±0.35°F @ 77°F]
		Measuring current	Pt100: <1 mA @ 0°C [32°F] Pt1000: <0.3 mA @ 0°C [32°F] Ni1000: <0.3 mA @ 0°C [32°F] Ni1000TK5000: <0.3 mA @ 0°C [32°F] NTC1k8: <0.1 mA @ 25°C [77°F] NTC10k (10k2): <2 mA @ 25°C [77°F] NTC10k Carel: <0.2 mA @ 25°C [77°F] NTC20k: <0.5 mA @ 25°C [77°F]
	Time constant τ (63%) in the room	Typical 854 s	
Materials	Cable gland	PA6, white	

Materials	Mounting plate	PC, grey RAL 7001
	Housing	Cover: PC, white Bottom: PC, white Seal: NBR70, black UV resistant
Safety data	Protection class IEC/EN	III, Protective Extra-Low Voltage (PELV)
	Power source UL	Class 2 Supply
	Degree of protection IEC/EN	IP65
	Degree of protection NEMA/UL	NEMA 4X
	Enclosure	UL Enclosure Type 4X
	EU Conformity	CE Marking
	Certification IEC/EN	IEC/EN 60730-1
	Quality Standard	ISO 9001
	Type of action	Type 1
	Rated impulse voltage supply	0.8 kV
	Installation method	Independently mounted control
	Pollution degree	3
	Ambient humidity	Max. 95% RH, non-condensing
	Ambient temperature	-35...50°C [-30...122°F]
	Fluid temperature	-35...50°C [-30...122°F]
Housing surface temperature	Max. 90°C [195°F]	

Safety notes


This device has been designed for use in stationary heating, ventilation and air-conditioning systems and must not be used outside the specified field of application. Unauthorised modifications are prohibited. The product must not be used in relation with any equipment that in case of a failure may threaten humans, animals or assets.

Ensure all power is disconnected before installing. Do not connect to live/operating equipment.

Only authorised specialists may carry out installation. All applicable legal or institutional installation regulations must be complied during installation.

The device contains electrical and electronic components and must not be disposed of as household refuse. All locally valid regulations and requirements must be observed.

Remarks

General remarks concerning sensors Due to self-heating with 2 wire passive sensors, the supply wire current affects the measurement accuracy. So the supply current should not be higher than the measuring current values specified in this data sheet.

When using lengthy connecting cables (depending on the cross section used), the cable resistance must be taken into account. The lower the impedance of the sensor used, the greater the effect of the line resistance on the measurement, because it generates an offset.

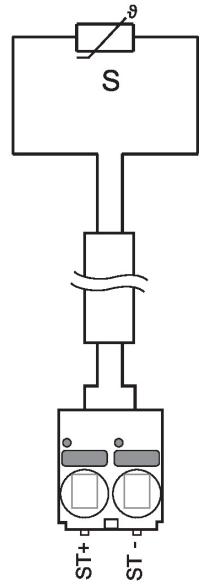
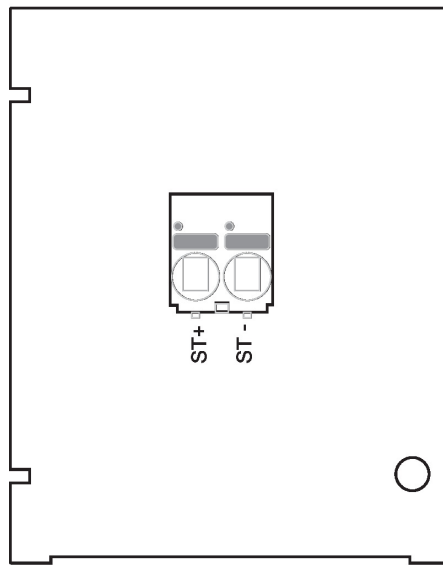
Parts included

Parts included	Description	Type
	Mounting plate S housing	A-22D-A09
	Dowels	
	Screws	

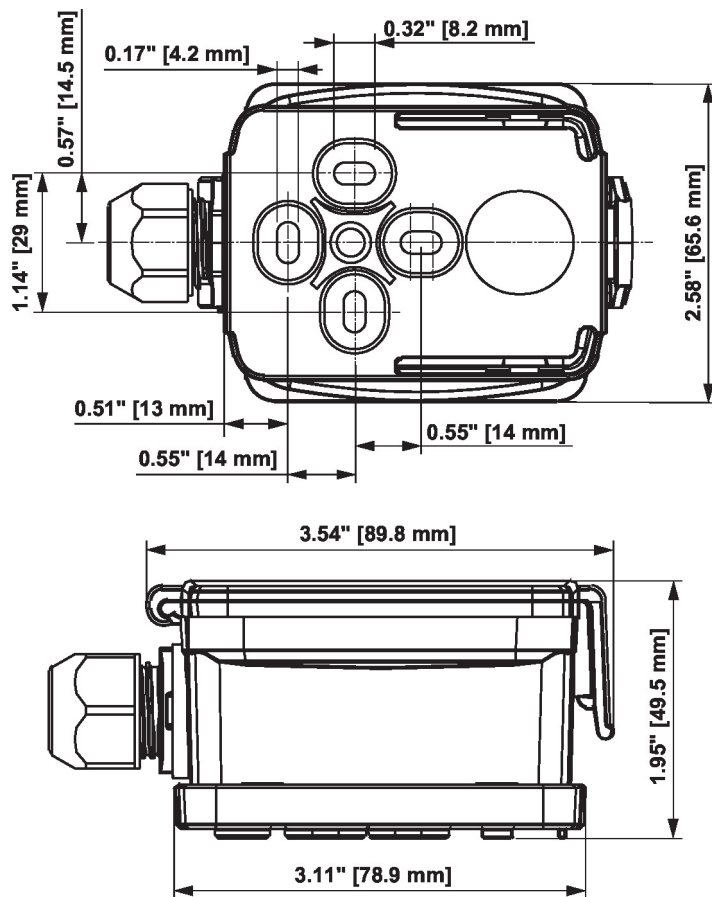
Accessories

Optional accessories	Description	Type
	Connection adapter flex conduit, M20x1.5, for cable gland 1 x 6 mm, Multipack 10 pcs.	A-22G-A01.1

Wiring diagram



Dimensions



Type	Weight
01UT-1A	0.12 kg
01UT-1B	0.12 kg
01UT-1C	0.12 kg
01UT-1D	0.12 kg
01UT-1F	0.12 kg
01UT-1L	0.12 kg

Type	Weight
01UT-1N	0.12 kg
01UT-1Q	0.12 kg

Further documentation

- Installation instructions
- Resistance characteristics