

## INSAVER SLIM 225


*Insaver Slim 225 IP44 3850lm 830*

0030308



### Product features

- Insaver Slim is a ceiling recessed LED downlight (IP44 from the front), Die-cast aluminium body, loop in loop out connector for quick installation, Non dimmable LED driver, 33W; 3850lm; 117lm/W; 3000K; UGR <22 with shallow product depth 65mm.



### PRODUCT OVERVIEW

Product name	Insaver Slim 225 IP44 3850lm 830
Technology	LED
Cap/Base	N/A
Housing	Aluminium
Mount	Ceiling recessed mounting
General application	Hospitality, Office, Retail
ETIM Class	EC001744
E-number FI	4276922
Warranty	5 years
Fixture luminous flux (lm)	3850
Luminaire efficacy (lm/W)	117
Colour temperature (K)	3000
Light colour	Warm White
CRI (Ra)	80
Colour Variation Initial (SDCM)	SDCM3
Beam Angle (°)	58
Beam Angle (°)	NA
Glare control	< 22
Photobiological Risk Group	RG1
Total power consumption (W)	33
Electrical protection	Class II
Control gear type	LED driver constant current
Dimmable	No
Dimming method	N/A
LED Flickering Rate	Ultra low (5% or less)
Housing colour	RAL 9003 - Signal white
IP rating	IP44/20
IK rating	IK07
Product EAN number	5410288303086

### DATA TABLE

## INSAVER SLIM 225

*Insaver Slim 225 IP44 3850lm 830*

0030308

### General data

Product name	Insaver Slim 225 IP44 3850lm 830
Technology	LED
Cap/Base	N/A
Housing	Aluminium
Mount	Ceiling recessed mounting
General application	Hospitality, Office, Retail
Operating temperature range (°C)	-10°C...+40°C
Performance ambient temperature Tq (°C)	40
ETIM Class	EC001744
E-number FI	4276922
Warranty	5 years

### Optical data

Fixture luminous flux (lm)	3850
Luminaire efficacy (lm/W)	117
Colour temperature (K)	3000
Light colour	Warm White
CRI (Ra)	80
Colour Variation Initial (SDCM)	SDCM3
Beam Angle (°)	58
Beam Angle (°)	NA
Distribution type	Symmetric
Glare control	< 22
Photobiological Risk Group	RG1

### Electrical data

Total power consumption (W)	33
Mains voltage (V)	220-240V
Lamp power factor	0.9
THD (at 230 V, 50 Hz, full load, at 100% dimming level) xx.x %	20
Electrical protection	Class II
Control gear required	Yes
Control gear type	LED driver constant current
No. Of switching cycles before premature failures	>100000
Transformer required	No
Dimmable	No
Dimming method	N/A
Drive current (mA)	750
Inrush Current (A)	5.36
Inrush Duration (µs)	60
Glow Wire Test (°C)	850
Energy Efficiency Class (A->G) of contained light source	E
Nominal Frequency (Hz)	50/60Hz
LED Flickering Rate	Ultra low (5% or less)
Max. products per 10A C Breaker	28

## INSAVER SLIM 225

*Insaver Slim 225 IP44 3850lm 830*

0030308

Max. products per 13A C Breaker	36
Max. products per 16A C Breaker	44
Max. products per 20A C Breaker	56
Max. products per 10A B Breaker	16
Max. products per 13A B Breaker	21
Max. products per 16A B Breaker	26
Max. products per 20A B Breaker	33

### Lifetime data

Lifespan L70 B50	90000
Lifespan L80 B20	90000
Lifespan L90 B10	39000

### Physical data

Housing colour	RAL 9003 - Signal white
IP rating	IP44/20
IK rating	IK07
Diffuser finish	Other
Diffuser material	None
Reflector finish	Silver
Nominal Product Length (mm)	240
Nominal Product Width (mm)	240
Nominal Product Height (mm)	60
Nominal Product Diameter (mm)	240
Cutout Dimensions (W x L in mm or Diameter in mm)	225
Weight (kg)	0.83
Recessed Depth (mm)	150

### Packaging

Single packaging type	Carton
Product EAN number	5410288303086
Packaging single length / height (cm)	25.5
Packaging single width (cm)	25.5
Packaging single depth (cm)	8.5
DUN14 (outer)	15410288303083
Units per outer package	12
Packaging outer length / height (cm)	52.5
Packaging outer width (cm)	52.5
Packaging outer depth (cm)	27.5

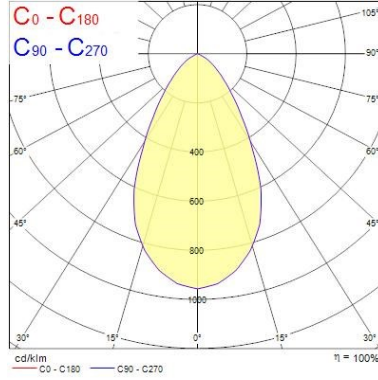
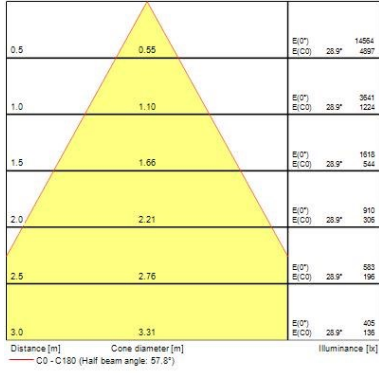
### Safety data

Optimal operating condition (°C)	-10-40
----------------------------------	--------

## PHOTOMETRY

## INSAVER SLIM 225

*Insaver Slim 225 IP44 3850lm 830*  
0030308



## TECHNICAL DRAWINGS

