

PRODUCT DATASHEET

DR PC-PFM -13/220-240/350

LED DRIVER PHASE-CUT PERFORMANCE | Constant current LED driver with phase-cut dimming interface



Areas of application

- Suitable for LED luminaires and LED modules
- Applicable for luminaires of protection classes I and II
- For indoor SELV installations
- Offices, shopping centers, hospitals, restaurants, hotels

Product benefits

- Enables installation with commonly used leading-edge and trailing-edge dimmers
- 5 years guarantee
- Slim housing for narrow installations
- High efficiency and reliability

Product features

- Available in 13 W, 18 W, 25 W and 35 W
- Independent installation with optional Cable Clamp Kit
- Dimmable on the leading edge and trailing edge
- Dimmable from 10...100 %
- Lifetime: up to 50,000 h (at max. tc temperature)
- Type of protection: IP20
- Dedicated, constant output current
- Low ripple current < 5%
- Supply voltage: 220...240 V
- Operating frequency: 50/60 Hz
- Operated with less than 60 V: Safety extra-low voltage (SELV)
- Reversible overtemperature, overload, short-circuit and open-circuit protection

TECHNICAL DATA

Electrical data

| | |
|--|---------------------------|
| Nominal wattage | 13.00 W |
| Nominal output power | 13 W ¹⁾ |
| Nominal voltage | 220...240 V |
| Nominal output voltage | 17...36 V ²⁾ |
| Input voltage AC | 198...264 V ³⁾ |
| U-OUT (working voltage) | 60 V |
| Type of current | DC |
| Nominal current | 70 mA |
| Nominal output current | 350 mA ⁴⁾ |
| Inrush current | 5 A |
| Output current tolerance | ±5 % |
| Output ripple current (100 Hz) | < 5 % |
| Mains frequency | 50...60 Hz |
| Total harmonic distortion | 18 % ⁵⁾ |
| Power factor λ | 0.95 ⁶⁾ |
| ECG efficiency | 79 % ⁷⁾ |
| Device power loss | 2,6 W ⁸⁾ |
| Max. ECG no. on circuit breaker 10 A (B) | 81 |
| Max. ECG no. on circuit breaker 16 A (B) | 130 |
| Max. ECG no. on circuit breaker 25 A (B) | 203 |
| Surge capability (L-N) | 0.5 kV |
| Galvanic isolation | SELV |

1) Partial load 6...13 W

2) Maximum 60 V

3) Permitted voltage range

4) ±10%

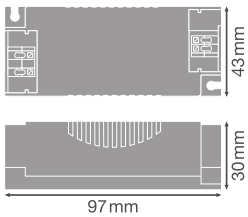
5) At full load, 220...240 V, 50 Hz

6) Full load at 230 V

7) At full load and 230 V

8) At maximum LED load of 13 W

Dimensions & Weight



| | |
|--------------------------------------|----------------------------|
| Length | 97.00 mm |
| Mounting hole spacing, length | 88,0 mm |
| Width | 43.00 mm |
| Height | 30.00 mm |
| Cable cross-section, input side | 0.75...1.5 mm ² |
| Cable cross-section, output side | 0.5...1.5 mm ² |
| Prewired | No |
| Wire preparation length, input side | 8,0 mm |
| Wire preparation length, output side | 8,0 mm |
| Product weight | 98.00 g |

Colors & materials

| | |
|-----------------|---------|
| Product color | White |
| Casing material | Plastic |
| Body material | Plastic |

Temperatures & operating conditions

| | |
|--|-------------------------|
| Ambient temperature range | -20...+50 °C |
| Maximum temperature at tc test point | 75 °C |
| Max.housing temperature in case of fault | 95 °C |
| Temperature range in operation | -20...+50 °C |
| Permitted rel. humidity during operation | 10...90 % ¹⁾ |

¹⁾ Maximum 56 days/year at 90%

Lifespan

| | |
|--------------|-----------------------|
| ECG lifetime | 50000 h ¹⁾ |
|--------------|-----------------------|

¹⁾ At maximum T_c = 75°C / 10% failure rate

Additional product data

| | |
|--------------|----|
| Encapsulated | No |
|--------------|----|

Capabilities

| | |
|--|---------------|
| Dimmable | Yes |
| Dimming interface | Phase Cut |
| Dimming range | 10...100 % |
| Overheating protection | No |
| Overload protection | Yes |
| Short-circuit protection | Yes |
| Max. cable length to lamp/LED module | 2,0 m |
| Suitable for fixtures with prot. class | I / II |
| Suitable for emergency lighting | No |
| Type of connection, output side | Push terminal |

Certificates & Standards

| | |
|---------------------------|--|
| Approval marks – approval | TUV / CE |
| Standards | Acc. to EN 61347-1 / Acc. to EN 61347-2-13 / Acc. to EN 55015 / Acc. to EN 61547 / Acc. to EN 61000-3-2 / Acc. to EN 62384 |
| Protection class | II |
| Type of protection | IP20 |



LOGISTICAL DATA

| | |
|------------------------------|--------------|
| Temperature range at storage | -20...+75 °C |
|------------------------------|--------------|

EQUIPMENT / ACCESSORIES

- Cable Clamp Kit to ensure proper strain relief

DOWNLOAD DATA

| Documents and certificates | |
|--|-------------------------------|
|  | User instruction |
|  | Declarations Of Conformity CE |

LOGISTICAL DATA

| Product code | Packaging unit (Pieces/Unit) | Dimensions (length x width x height) | Gross weight | Volume |
|---------------|------------------------------|--------------------------------------|--------------|----------------------|
| 4058075239814 | Folding box 1 | 46 mm x 34 mm x 100 mm | 104.00 g | 0.16 dm ³ |
| 4058075239821 | Shipping box 10 | 247 mm x 118 mm x 91 mm | 1198.00 g | 2.65 dm ³ |

| Product code | Packaging unit (Pieces/Unit) | Dimensions (length x width x height) | Gross weight | Volume |
|---------------|------------------------------|--------------------------------------|--------------|-----------------------|
| 4058075254800 | Shipping box 60 | 372 mm x 262 mm x 205 mm | 7678.00 g | 19.98 dm ³ |

The mentioned product code describes the smallest quantity unit which can be ordered. One shipping unit can contain one or more single products. When placing an order, for the quantity please enter single or multiples of a shipping unit.

References / Links

– For Guarantee see www.ledvance.com/guarantee

DISCLAIMER

Subject to change without notice. Errors and omission excepted. Always make sure to use the most recent release.