



Downlight Slim EcoMax


- Slim LED Downlight
- Very flat design, only 34mm height
- Integrated driver for easier installation
- Suitable for retrofitting due to available adapter ring sizes
- IP44 on light emitting side



Specifications

Item Code	Item Description	Equivalent to (W)	Power (W)	Lumen	Efficacy (lm/W)	CCT (K)	Weight (kg/pc)
On-Off							
140056560	LEDDownlightRc-SI-E Rd200-24W-4000-WH	CFL 2x26W	24	2040	85	4000	0.41

Accessories



140060647
LEDDownlightRc-P-SI-E-Adapter-200-225



542098030700
Junction-Box-WH

140060648
LEDDownlightRc-P-SI-E-Adapter-200-250

Packaging Information

Item			Box			
Item Code	Item Description	EU HS Code	Dimensions (mm) (LxWxH)	Gross Weight (kg)	EAN	pc/box
140056560	LEDDownlightRc-SI-E Rd200-24W-4000-WH	94051190	248x248x55	0.67	6956321885755	1
140060647	LEDDownlightRc-P-SI-E-Adapter-200-225	94059900	250x250x0.8	0.23	6956321894139	1
140060648	LEDDownlightRc-P-SI-E-Adapter-200-250	94059900	275x275x0.8	0.20	6956321894146	1
542098030700	Junction-Box-WH	85369010	43x103.4x26	0.06	6941408868684	1

Technical Specifications

Lifetime (L70)	40,000 h
Lifetime (L80)	20,000 h
On-/Off-cycles	100,000
Colour consistency (SDCM)	3
Dimmability	On-Off
Beam angle	112°
Finishing	White RAL9003
Colour rendering index (CRI)	≥ 80
IP front side	IP44
IP recessed part	IP20
Impact strength	IK02
Protection class	II
Risk group (EN 62471)	RG0
With control gear	Yes
Glow wire test	650°C
Power factor	≥ 0.9

Electrical Supply

Frequency	50/60 Hz
Nominal voltage	220-240 V
DC input voltage	No
230V Cable length	0.3 m

Mechanical Properties

Housing material	Plastic
Optical material	Polycarbonate

Ambient Conditions

Operating temperature	-10-+40°C
Application temperature	+25°C
Storage environment	-25-+50°C

3 YEARS WARRANTY



ENERGY

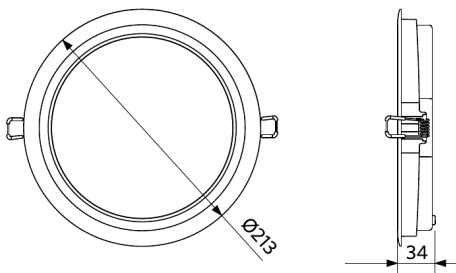
OPPLE Lighting
140056560

24
kWh/1000h

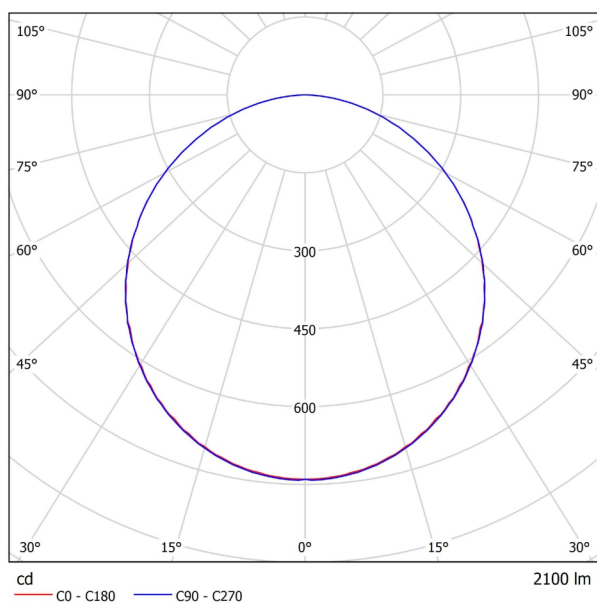
2019/2015

Dimensional Drawing (mm)

LEDDownlightRc-SI-E Rd200



Photometric Data



Installation Opening Drawing (mm)

LEDDownlightRc-SI-E Rd200
Ø200

