


PRODUCT DATASHEET QTi DALI 1X28/54 DIM

QUICKTRONIC® INTELLIGENT DALI DIM T5 | ECG dimmable DALI for FL 16 mm



Areas of application

- Suitable for use in emergency lighting systems as per EN 50172/DIN VDE 0108-100
- Installation in emergency lighting systems according to IEC 61347-2-3, appendix J
- Industry
- Open-plan offices, corridors and storage rooms
- Public buildings
- Sports halls and factories
- Strip lighting
- Shop lighting
- Suitable for luminaires of protection class I

Product benefits

- System+ Guarantee available
- Easy integration in luminaire thanks to same dimensions like DALI GI ECG
- TouchDIM function for easy and inexpensive dimming of several ECGs
- Same luminous flux with direct and alternating current
- Dimming of amalgam lamps without flickering or reduced lifespan
- Automatic restart after lamp replacement

DALI product features

- Control via the DALI interface
- Compliance with the DALI Version-1 and IEC 60929
- Control input protected against overvoltage and polarity reversal (OSRAM ECG)

Touch DIM and Touch DIM Sensor function

- Manual dimming without controller and with standard switches
- Including memory function (double click) and soft start

Product features

- Corridor function for direct connection of ECG to common motion sensor

- Corridor function with pre-programmed light program
- Touch DIM function for free parameterization of light value and turn on time
- Fit for SMART GRID for feedback of consumed mains power and lamp operating hours
- Fit for emergency function for automatic detection of emergency lighting by ECG
- Very low standby power consumption: < 0.5 W
- Lifetime: > 100,000 h (for T = 65 °C at T₀)
- Very high number of switching cycles: up to 300,000
- Dimming range: 1...100 % (3...100 % with compact fluorescent lamp)
- POWER2LAMP function for optimal matching of ECG power to lamp during lamp lifetime
- Line frequency: 0 Hz, 50...60 Hz, rectified AC

TECHNICAL DATA

Electrical data

Nominal wattage	59.00 W
Nominal voltage	220...240 V
Input voltage AC	198...264 V
Input voltage DC	154...276 V
Type of current	AC/DC
Inrush current	24 A
Mains frequency	50/60 Hz
Max. ECG no. on circuit breaker 10 A (B)	17 ¹⁾
Max. ECG no. on circuit breaker 16 A (B)	28 ¹⁾
Operating frequency	44...120 kHz
Power loss in stand-by mode	0.2 W

¹⁾ Type B

Light technical data

Starting time	0.6 s
---------------	-------

Dimensions & Weight

Length	360.00 mm
Mounting hole spacing, length	350,0 mm
Width	30.00 mm
Height	21.00 mm
Cable cross-section, input side	0,5...1,5 mm ² / 0,5...1,0 mm ² ¹⁾
Cable cross-section, output side	0,5...1,5 mm ² / 0,5...1,0 mm ² ¹⁾
Wire preparation length, input side	8.0...9.0 mm ²⁾
Wire preparation length, output side	8.0...9.0 mm ²⁾
Product weight	270.00 g

¹⁾ Solid leads / Flexible

²⁾ Combi wiring

Colors & materials

Casing material	Metal
Body material	Metal

Temperatures & operating conditions

Ambient temperature range	+10...+50 °C
Maximum temperature at tc test point	70 °C

Max.housing temperature in case of fault	110 °C
Permitted rel. humidity during operation	5...85 % ¹⁾

¹⁾ Maximum 56 days/year at 85 %

Lifespan

ECG lifetime	100000 h ¹⁾
--------------	------------------------

¹⁾ At $T_{case} = 65^{\circ}C$ at T_c point / 10% failure rate

Capabilities

Dimmable	Yes
Dimming interface	DALI / Touch DIM / Touch DIM Sensor
Dimming range	1...100 % ¹⁾
Overheating protection	Power reduction and switch off at $T > 75^{\circ}C$ at the t_c point
Overload protection	Yes
Max. cable length to lamp/LED module	1.0 m / 1.5 m
Suitable for fixtures with prot. class	I
End of lamp life safety shutdown	EOL T.2

¹⁾ Luminous flux

Certificates & Standards

Approval marks – approval	VDE / VDE-EMC / EL / EAC / RCM / CCC
Standards	Acc. to EN 55015; EN 55022 / Acc. to IEC 61000-3-2/EN 61000-3-2 / Acc. to IEC 61347-2-3 / Acc. to EN 60929 / Acc. to EN 55015:2006 + A1:2007 / Acc. to EN 61000-3-2 / Acc. to EN 61547 / Acc. to IEC 62386-102:Ed1 / Acc. to IEC 62386-101:Ed1
Protection class	I
Type of protection	IP20
Energy efficiency class	A1
EEL – Energy Label	A1 BAT





















LOGISTICAL DATA

Temperature range at storage	-40...+85 °C
------------------------------	--------------

Energy labelling regulation data acc EU 2019/2015

Networked standby power for CLS	< 0.25 W
---------------------------------	----------

DOWNLOAD DATA

DOWNLOAD DATA	
	User instruction
	User instruction
	User instruction
	PRODUCT DATASHEET
	PRODUCT DATASHEET
	Certificates
	Certificates
	Certificates
	Certificates
	Certificates
	Certificates
	Certificates
	Certificates
	Declarations of conformity
	CAD data 3-dim
	CAD data 3-dim
	CAD data 3-dim
	CAD data PDF
	Advertisements
	Advertisements

LOGISTICAL DATA

Product code	Packaging unit (Pieces/Unit)	Dimensions (length x width x height)	Gross weight	Volume
4050300870809	Unpacked 1		270.00 g	
4050300870816	Shipping box 20	392 mm x 98 mm x 165 mm	5579.99 g	6.34 dm ³

The mentioned product code describes the smallest quantity unit which can be ordered. One shipping unit can contain one or more single products. When placing an order, for the quantity please enter single or multiples of a shipping unit.

References / Links

- For more information on the system guarantee and the terms and conditions of the guarantee visit www.ledvance.com/system-guarantee

DISCLAIMER

Subject to change without notice. Errors and omission excepted. Always make sure to use the most recent release.