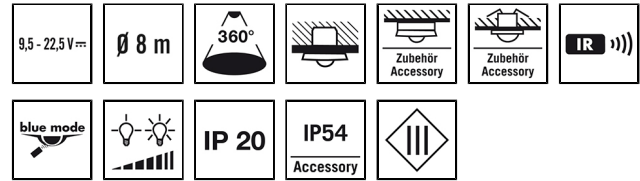


PD-C 360i/8 ELC

Item number **GTIN**
 EP10427602 4015120427602



Product description

- Presence detector with **360° field of detection** for ceiling mounting
- **Range of up to 8 m** in diameter at a recommended installation height of 3 m (maximum mounting height 5 m)
- Automatic light control to a **constant brightness level** depending on presence and natural light (ESYLUX Light Control interface)
- Default factory settings ensure immediate operability

Offers special product features like:

- Simple parameterisation, remote control and documentation with ESY-Pen and ESY-App



Technical data

GENERAL	
Device category	Ceiling-mounted presence detector
Product information	ELC lighting systems combine compatible components via plug-and-play: ELC main lighting, control unit and sensor system. Alternatively: The ELC lights are also suitable for plug-and-play installation outside ELC lighting systems if suitable driver sets (accessories) are used
Included in delivery	Includes lens mask
User interface	IR remote control with "blue mode" technology
Remote controllable	✓
Conformity	CE, EAC, RoHS, SundaHus, WEEE
Product-specific information	Only suitable for ELC controls
Warranty	5 years
ATTACHMENT	
Installation type	Flush-mounted/Device socket Ø 68 mm
Installation position	Ceiling
Installation dimension	Installation depth: 24 mm, Ø 60 mm
Type of connection	Push terminal
Connectable wire cross section	0.75 – 2.5 mm ²
HOUSING	
Dimensions	Height/Depth 62 mm, Ø 108 mm
Weight	120 g
Material	UV-stabilised polycarbonate
Protection type	IP20
Protection type with accessory	IP54 with surface-mounted box (order separately)

Permissible ambient temperature	-25 °C...+50 °C
Relative humidity	5 – 93 %, non-condensing
Colour	white, similar to RAL 9010

ELECTRICAL VERSION

Control system	ELC (ESYLUX Light Control)
Protection class	III
Nominal voltage	9 – 22 V DC
Power consumption	0.3 W

SENSORS

Detection angle	360°
Detection range diagonally	Ø 8 m
Detection range head-on	Ø 6 m
Detection range presence	Ø 4 m
Field of detection	up to 50 m ²
Recommended installation height	3 m
Max. mounting height	5 m
Light measurement	mixed light
Level of brightness	5 – 2000 lx

CHANNELS (LIGHTING / HVAC)

Number of light channels	4
Number of HVAC-channels	2
Push button input HVAC	–
Slave input	–
Mode	Semi-automatic, Fully automatic
Constant light control	✓
Channel	C1 Lighting

PD-C 360i/8 ELC

Item number	GTIN
EP10427602	4015120427602

Function	Send values
Switch contact	Bus system
Push button input	–
Impulse mode	–
Switch-off delay time	60 s...240 min (adjustable in steps)
Orientation light	10 – 50 % luminous efficiency

Switch-off delay time, orientation light	60 s...240 min
Channel	C2 Lighting
Switch contact	Bus system
Push button input	–
Orientation light	10 – 50 % luminous efficiency
Switch-off delay time, orientation light	60 s...240 min

Factory settings

GENERAL	
Sensitivity	100 %
Orientation light, depending on brightness	✓
Deviation (%)	0 %

CHANNELS (LIGHTING / HVAC)	
Channel	C1 Lighting
Operating mode	fully automatic
Level of brightness/switching threshold	500 lx
Switch-off delay time	5 min
Luminous efficiency of orientation light	10 %
Duration of switch-off warning	60 s

PD-C 360i/8 ELC

Item number	GTIN
EP10427602	4015120427602

System components

Product designation	Item number	Product description	GTIN
SMARTDRIVER TW x8 ELC KNX	EC10431050	Light control for up to 8 lights with Tunable White	4015120431050
SMARTDRIVER x4 TW ELC	EC10430572	Light control for up to 4 lights with Tunable White	4015120430572
SMARTDRIVER x4 TW ELC KNX	EC10430589	Light control for up to 4 lights with Tunable White	4015120430589
SMARTDRIVER x4 ELC	EC10430664	Light control for up to 4 lights	4015120430664
SMARTDRIVER x4 ELC KNX	EC10430671	Light control for up to 4 lights	4015120430671
SMARTDRIVER x8 ELC	EC10430763	Light control for up to 8 lights	4015120430763
SMARTDRIVER x8 ELC KNX	EC10430770	Light control for up to 8 lights	4015120430770
SMARTDRIVER x6 TW ELC	EC10431005	Light control for up to 6 lights with Tunable White	4015120431005
SMARTDRIVER x6 TW ELC KNX	EC10431029	Light control for up to 6 lights with Tunable White	4015120431029
SMARTDRIVER x8 TW ELC	EC10431036	Light control for up to 8 lights with Tunable White	4015120431036

Cable

CABLE RJ10 10m WH	EC10431500	Connection cable RJ10, 10 m	4015120431500
CABLE RJ10-OPEN END 10m WH	EC10431517	Connection cable RJ10 Open end, 10 m	4015120431517
CABLE RJ11 10m WH	EC10431524	Connection cable RJ11, 10 m, white	4015120431524
CABLE RJ45 5m BL	EQ10019982	Connection cable RJ45, 5 m, blue	4015120019982
CABLE RJ45 5m RD	EQ10019890	RJ45 connection cable, 5 m, red	4015120019890
CABLE RJ45 5m WH	EC10430695	Connection cable RJ45, 5 m, white	4015120430695
CABLE RJ45 10m WH	EC10430749	Connection cable RJ45, 10 m, white	4015120430749
CABLE RJ45 10m RD	EQ10020155	Connection cable RJ45, 10 m, red	4015120020155
CABLE RJ45 10m BL	EQ10019999	Connection cable RJ45, 10 m, blue	4015120019999
CABLE-SET RJ45 10m x8	EC10431234	Connection cable set for SMARTDRIVER x8 series	4015120431234
CABLE-SET RJ45 5m x8	EC10431227	Connection cable set for SMARTDRIVER x8 series	4015120431227
CABLE-SET RJ45 10m TW x8	EC10431210	Connection cable set for SMARTDRIVER x8 TW series	4015120431210
CABLE-SET RJ45 5m TW x8	EC10431203	Connection cable set for SMARTDRIVER x8 TW series	4015120431203
CABLE-SET RJ45 10m x6	EC10431197	Connection cable set for SMARTDRIVER x6 series	4015120431197
CABLE-SET RJ45 5m x6	EC10431180	Connection cable set for SMARTDRIVER x6 series	4015120431180
CABLE-SET RJ45 10m TW x6	EC10431173	Connection cable set for SMARTDRIVER x6 TW series	4015120431173
CABLE-SET RJ45 5m TW x6	EC10431166	Connection cable set for SMARTDRIVER x6 TW series	4015120431166
CABLE-SET RJ45 10m x4	EC10431159	Connection cable set for SMARTDRIVER x4 series	4015120431159
CABLE-SET RJ45 5m x4	EC10431142	Connection cable set for SMARTDRIVER x4 series	4015120431142
CABLE-SET RJ45 10m TW x4	EC10431135	Connection cable set for SMARTDRIVER x4 TW series	4015120431135
CABLE-SET RJ45 5m TW x4	EC10431128	Connection cable set for SMARTDRIVER x4 TW series	4015120431128

Ceiling-mounted presence detector

PD-C 360i/24 ELC	EP10427619	Presence detector with 360° field of detection for ceiling mounting	4015120427619
PD 360i/8 BASIC ELC	EB10431357	Presence detector for ESYLUX Light Control with 360° field of detection for ceiling mounting	4015120431357

Control

SMARTDRIVER-2 IR 4C+2 x4 ELC	EC10431401	Light control for up to 4 lights	4015120431401
SMARTDRIVER-2 TW IR 2C+2 x4 ELC	EC10431418	Light control for up to 4 lights with Tunable White	4015120431418
SMARTDRIVER-2 IR 4C+2 x8 ELC	EC10431425	Light control for up to 8 lights	4015120431425
SMARTDRIVER-2 TW IR 2C+2 x6 ELC	EC10431487	Light control for up to 6 lights with Tunable White	4015120431487
SMARTDRIVER-2 TW IR 2C+2 x8 ELC	EC10431494	Light control for up to 8 lights with Tunable White	4015120431494

PD-C 360i/8 ELC

Item number	GTIN
EP10427602	4015120427602

System components

Product designation	Item number	Product description	GTIN
Push button			
PUSH BUTTON x8 ELC	EC10430923	DALI 8-way push button	4015120430923
PUSH BUTTON x8 TW ELC	EC10430930	DALI 8 x push button Tunable White	4015120430930
PUSH BUTTON x8 CLASSROOM ELC	EC10431241	DALI 8-way push button	4015120431241
PUSH BUTTON x4 PATIENT ROOM ELC	EC10431258	DALI 4-way push button	4015120431258
PUSH BUTTON x8 PATIENT ROOM ELC	EC10431265	DALI 8-way push button	4015120431265
Recessed light			
CELINE-2 PNL 600 DDP OP 3800 8TW IP20 ELC	EQ10132322	LED light with opal cover (diffuser)	4015120132322
CELINE-2 PNL 600 DDP TR 4200 8TW IP20 ELC	EQ10132353	LED light with prismatic cover (diffuser)	4015120132353
CELINE-2 PNL 625 DDP TR 4200 8TW IP20 ELC	EQ10132414	LED light with prismatic cover (diffuser)	4015120132414
CELINE-2 PNL 625 DDP OP 3800 8TW IP20 ELC	EQ10132384	LED light with opal cover (diffuser)	4015120132384
CELINE-2 PNL 600 DDP OP 3600 830 IP20 ELC	EQ10132308	LED light with opal cover (diffuser)	4015120132308
CELINE-2 PNL 600 DDP TR 4000 830 IP20 ELC	EQ10132339	LED light with prismatic cover (diffuser)	4015120132339
CELINE-2 PNL 625 DDP OP 3600 830 IP20 ELC	EQ10132360	LED light with opal cover (diffuser)	4015120132360
CELINE-2 PNL 625 DDP TR 4000 830 IP20 ELC	EQ10132391	LED light with prismatic cover (diffuser)	4015120132391
CELINE-2 PNL 600 DDP OP 4000 840 IP20 ELC	EQ10132315	LED light with opal cover (diffuser)	4015120132315
CELINE-2 PNL 600 DDP TR 4400 840 IP20 ELC	EQ10132346	LED light with prismatic cover (diffuser)	4015120132346
CELINE-2 PNL 625 DDP OP 4000 840 IP20 ELC	EQ10132377	LED light with opal cover (diffuser)	4015120132377
CELINE-2 PNL 625 DDP TR 4400 840 IP20 ELC	EQ10132407	LED light with prismatic cover (diffuser)	4015120132407

Accessories

Product designation	Item number	Product description	GTIN
Cover			
COMPACT COVER SET 8 SR	EP10425936	Cover set for COMPACT series, 8 m, consists of cover and design ring, stainless steel appearance, similar to RAL 9006	4015120425936
COMPACT COVER SET 8 BK	EP00007521	Cover set for COMPACT series, 8 m, consists of cover and design ring, black	4015120007521
Mounting			
COMPACT MOUNTING BOX IP20 SM WH	EP10425370	Surface-mounted box for COMPACT series, IP20, white	4015120425370
COMPACT MOUNTING BOX IP20 SM SR	EP10425387	Surface-mounted box for COMPACT series, IP20, silver	4015120425387
COMPACT MOUNTING BOX IP54 SM WH	EP10425905	Surface-mounted box for COMPACT series, IP54, white	4015120425905
COMPACT MOUNTING BOX IP54 SM SR	EP10425912	Surface-mounted box for COMPACT series, IP54, silver	4015120425912
MOUNTING SET IP20 FM 62 WH	EP10425929	Recessed ceiling mounting set includes installation bracket and dust-protected box, 62 mm	4015120425929
COMPACT MOUNTING BOX IP54 SM BK	EP10426940	Surface-mounted box for COMPACT series, IP54, black	4015120426940
COMPACT MOUNTING BOX IP20 SM BK	EP10426933	Surface-mounted box for COMPACT series, IP20, black	4015120426933
Protection			
BASKET GUARD ROUND SMALL	EM10425615	Basket guard for presence and motion detectors and smoke detectors, Ø 165 mm, height 70 mm	4015120425615
BASKET GUARD ROUND LARGE	EM10425608	Basket guard for presence and motion detectors and smoke detectors, Ø 180 mm, height 90 mm	4015120425608

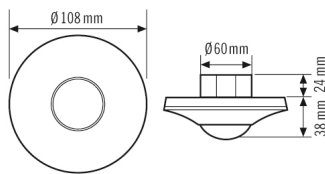
PD-C 360i/8 ELC

Item number	GTIN
EP10427602	4015120427602

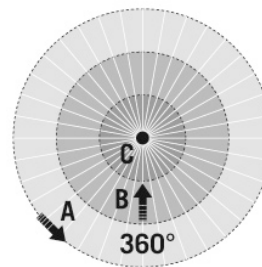
Accessories

Product designation	Item number	Product description	GTIN
Remote control			
ESY-Pen	EP10425356	ESY-Pen and ESY-App, two tools for every task: (1) Parameterisation, (2) remote control, (3) light measurement, (4) project management	4015120425356
Mobil-PDi/MDi-universal	EP10433993	Remote control for quick and precise setting of various parameters	4015120433993
REMOTE CONTROL MDi/PDi	EM10425509	IR remote control for presence detectors and motion detectors	4015120425509

Dimension drawing



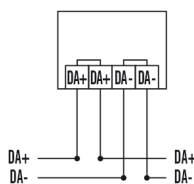
Field of detections



Detection range

Diagonally (A)	∅ 8 m
Frontal (B)	∅ 6 m
Presence area (C)	∅ 4 m

Circuit diagram



Standard operation.

Detailed product description

- Presence detector with **360° field of detection** for ceiling mounting
- **Range of up to 8 m** in diameter at a recommended installation height of 3 m (maximum mounting height 5 m)
- Automatic light control (channel 1-4) to a **constant brightness level** depending on presence and natural light (ESYLUX Light Control interface)
- Default factory settings ensure immediate operability
- Simple programming using remote control with "blue mode" technology or setting elements
- Detector can be used as a fully automatic or semi-automatic device
- Lowering of the luminous efficiency to 10-50 % after expiration of the time setting for use as an orientation light for hallways and passageways
- In-built switch-off warning

PD-C 360i/8 ELC

Item number	GTIN
EP10427602	4015120427602

- Flush-mounted device as standard
- Surface mounting or recessed ceiling mounting with accessories
- Easily replaceable/paintable cover and design ring (available in "silver" as an accessory)
- Field of detection can be extended by connecting slave devices
- Targeted masking out of areas by means of an enclosed lens mask