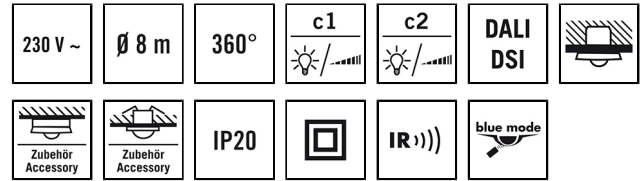


PD-C 360i/8 DUO DALI

Item number **GTIN**
 EP10427442 4015120427442



Product description

- Presence detector with **360° field of detection** for ceiling mounting
- **Range of up to 8 m** in the diameter at a recommended installation height of 3 m
- Automatic light control by DALI or DALI-2 control gear to a **constant brightness level** depending on presence and daylight

Offers special product features like:

- Presence and daylight dependent constant light control
- Simple parameterisation, remote control and documentation with ESY-Pen and ESY-App



Technical data

GENERAL	
Device category	Ceiling-mounted presence detector
Included in delivery	Includes lens mask
User interface	IR remote control with "blue mode" technology
Remote controllable	✓
Conformity	CE, EAC, RoHS, SundaHus, WEEE
Warranty	5 years
ATTACHMENT	
Installation type	Flush-mounted/Device socket Ø 68 mm
Installation position	Ceiling
Installation dimension	Installation depth: 24 mm, Ø 60 mm
Type of connection	Push terminal
Connectable wire cross section	0.75 – 2.5 mm ²
HOUSING	
Dimensions	Height/Depth 62 mm, Ø 108 mm
Weight	134.2 g
Material	UV-stabilised polycarbonate
Protection type	IP20
Protection type with accessory	IP54 with surface-mounted box (order separately)
Permissible ambient temperature	-25 °C...+50 °C
Relative humidity	5 – 93 %, non-condensing
Colour	white, similar to RAL 9010
ELECTRICAL VERSION	
Control system	DALI
Protection class	II

Nominal voltage	230 V ~ / 50 Hz
Output current	100 mA
Power consumption	0.6 W

SENSORS

Detection angle	360°
Detection range diagonally	Ø 8 m
Detection range head-on	Ø 6 m
Detection range presence	Ø 4 m
Field of detection	up to 50 m ²
Recommended installation height	3 m
Max. mounting height	5 m
Light measurement	mixed light
Level of brightness	5 – 1000 lx

CHANNELS (LIGHTING / HVAC)

Number of light channels	2
Number of HVAC-channels	2
Push button input lighting	2
Push button input HVAC	–
Slave input	✓
Mode	Semi-automatic, Fully automatic
Switching delay from "dark to light"	300 s
Switching delay from "light to dark"	30 s
Constant light control	✓
Sensitivity configurable	✓
Channel	C1 Lighting
Function	Switching, Regulate, Dimming, Broadcast
Switch contact	Bus system, 50 mA, max. 25 driver

PD-C 360i/8 DUO DALI

Item number	GTIN
EP10427442	4015120427442

Push button input	✓
Impulse mode	–
Switch-off delay time	60 s...240 min (adjustable in steps)
Orientation light	10 – 50 % luminous efficiency
Switch-off delay time, orientation light	60 s...240 min
Channel	C2 Lighting
Function	Switching, Regulate, Dimming, Broadcast
Switch contact	Bus system, 50 mA, max. 25 driver
Push button input	✓
Switch-off delay time	60 s...240 min (adjustable in steps)
Orientation light	10 – 50 % luminous efficiency
Switch-off delay time, orientation light	60 s...240 min
Channel	C3 with accessory (ACTUATOR FULL AUTO C3 DALI)

Function	Switching
Switching capacity	10 A / 12 V DC
Switch contact	make contact / floating
Push button input	✓
Switch-off delay time	60 s...120 min (adjustable in steps)
Channel	C4 with accessory (ACTUATOR SEMI AUTO C4 DALI)
Function	Switching
Switching capacity	10 A / 12 V DC
Switch contact	make contact / floating
Push button input	✓
Switch-off delay time	60 s...120 min (adjustable in steps)

Factory settings

GENERAL	
Sensitivity	100 %
Afterglow luminous efficiency	10 %
Afterglow duration	1 min
Orientation light ON	–
Orientation light, depending on brightness	✓
Switching threshold for orientation light	500 lx
Deviation (%)	0 %
Luminous efficiency switch-on value	10 %

CHANNELS (LIGHTING / HVAC)

Channel	C1 Lighting
---------	--------------------

Operating mode	fully automatic
Level of brightness/switching threshold	500 lx
Switch-off delay time	5 min
Luminous efficiency of orientation light	10 %
Duration of switch-off warning	300 s
Channel	C2 Lighting
Operating mode	Semi-automatic
Level of brightness/switching threshold	500 lx
Switch-off delay time	5 min
Luminous efficiency of orientation light	10 %
Duration of switch-off warning	300 s

Accessories

Product designation	Item number	Product description	GTIN
Ceiling-mounted presence detector			
PD-C 360/8 Slave	EP10055379	Slave presence detector for extending the field of detection of a Master presence detector	4015120055379
PD-C 360/24 Slave	EP10055386	Slave presence detector for extending the field of detection of a Master presence detector	4015120055386
PD-C 360/32 Slave	EP10427770	Slave presence detector for extending the field of detection of a Master presence detector	4015120427770
Cover			
COMPACT COVER SET 8 SR	EP10425936	Cover set for COMPACT series, 8 m, consists of cover and design ring, stainless steel appearance, similar to RAL 9006	4015120425936
COMPACT COVER SET 8 BK	EP00007521	Cover set for COMPACT series, 8 m, consists of cover and design ring, black	4015120007521
Electrical accessories			
ACTUATOR FULL AUTO C3 DALI	EP10427473	Modul for the conversion of bus commands from the DALI presence detector and other light controls into switching signals (fully automatic)	4015120427473

PD-C 360i/8 DUO DALI

Item number	GTIN
EP10427442	4015120427442

Accessories

Product designation	Item number	Product description	GTIN
ACTUATOR SEMI AUTO C4 DALI	EP10427480	Modul for the conversion of bus commands from the DALI presence detector and other light controls into switching signals (semi-automatic)	4015120427480

Mounting

COMPACT MOUNTING BOX IP20 SM WH	EP10425370	Surface-mounted box for COMPACT series, IP20, white	4015120425370
COMPACT MOUNTING BOX IP20 SM SR	EP10425387	Surface-mounted box for COMPACT series, IP20, silver	4015120425387
COMPACT MOUNTING BOX IP54 SM WH	EP10425905	Surface-mounted box for COMPACT series, IP54, white	4015120425905
COMPACT MOUNTING BOX IP54 SM SR	EP10425912	Surface-mounted box for COMPACT series, IP54, silver	4015120425912
MOUNTING SET IP20 FM 62 WH	EP10425929	Recessed ceiling mounting set includes installation bracket and dust-protected box, 62 mm	4015120425929
COMPACT MOUNTING BOX IP54 SM BK	EP10426940	Surface-mounted box for COMPACT series, IP54, black	4015120426940
COMPACT MOUNTING BOX IP20 SM BK	EP10426933	Surface-mounted box for COMPACT series, IP20, black	4015120426933
COMPACT APC MOUNTING BOX IP20 SM WH	EP10426278	Surface-mounted box IP20 for COMPACT APC DALI-2	4015120426278

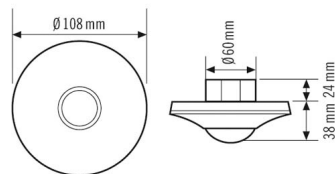
Protection

BASKET GUARD ROUND LARGE	EM10425608	Basket guard for presence and motion detectors and smoke detectors, Ø 180 mm, height 90 mm	4015120425608
BASKET GUARD ROUND SMALL	EM10425615	Basket guard for presence and motion detectors and smoke detectors, Ø 165 mm, height 70 mm	4015120425615

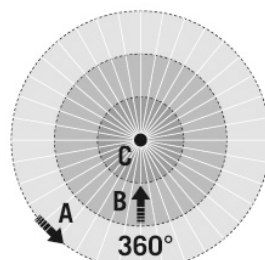
Remote control

ESY-Pen	EP10425356	ESY-Pen and ESY-App, two tools for every task: (1) Parameterisation, (2) remote control, (3) light measurement, (4) project management	4015120425356
REMOTE CONTROL PDi DALI	EP10425899	IR remote control for DALI presence detectors and motion detectors	4015120425899
REMOTE CONTROL PDi/USER	EM10425547	IR remote control for end users of presence detectors	4015120425547
Mobil-PDi/MDi-universal	EP10433993	Remote control for quick and precise setting of various parameters	4015120433993

Dimension drawing



Field of detections



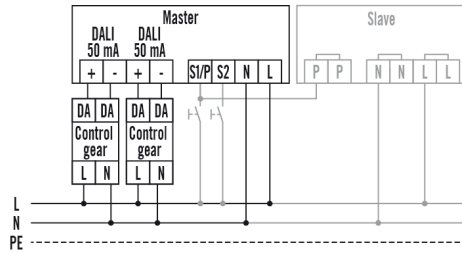
Detection range

Diagonally (A)	Ø 8 m
Frontal (B)	Ø 6 m
Presence area (C)	Ø 4 m

PD-C 360i/8 DUO DALI

Item number **GTIN**
 EP10427442 4015120427442

Circuit diagram



Standard operation with optional control via a closing button and use of max. ten slave devices to one master device.

Detailed product description

- Presence detector with **360° field of detection** for ceiling mounting
- **Range of up to 8 m** in the diameter at a recommended installation height of 3 m
- Automatic light control by DALI or DALI-2 control gear to a **constant brightness level** depending on presence and daylight
- Default settings ensure immediate operability
- Simple programming using remote control with "blue mode" technology or setting elements
- Integrated toggle for setting with remote control or by adjusting controller - prevents operating errors and provides sabotage protection
- Additional push button input per channel
- Detector can be used as a fully automatic or semi-automatic device
- Lowering of the luminous efficiency after expiration of the time setting for use as an orientation light for hallways and passageways, adjustable between 10 - 50%
- Integrated switch-off warning
- Flush-mounted device as standard
- Surface mounting or recessed ceiling mounting with accessories
- Easily replaceable/paintable cover and design ring (available in "silver" as an accessory)
- Field of detection can be extended by connecting slave devices
- Targeted masking out of areas by means of an enclosed lens mask