

PD-CE 360/24 Slave

Item number **GTIN**
 EP10510755 4015120510755



Technical data

GENERAL	
Device category	Ceiling-mounted presence detector
Included in delivery	Includes lens mask
Remote controllable	–
Conformity	CE, EAC, RoHS, WEEE
Product-specific information	Configuration only possible via ESY-Pen, ESY-App and remote control
Warranty	5 years
ATTACHMENT	
Installation type	Recessed mounting
Installation position	Ceiling
Installation dimension	Installation depth: 67 mm, Ø 68 mm
Type of connection	Push terminal
Connectable wire cross section	0.75 – 2.5 mm ²
HOUSING	
Dimensions	Height/Depth 32 mm, Ø 82 mm
Weight	114.2 g
Material	UV-stabilised polycarbonate, UV-stabilised PE
Protection type	IP40
Permissible ambient temperature	-25 °C...+50 °C
Relative humidity	5 – 93 %, non-condensing
Colour	opal matt

Product description

- "Slave" presence detector for extending the field of detection of a "master" presence detector with **360° field of detection** for recessed ceiling mounting
- **range of up to 24 m** in diameter as a cost efficient system upgrade with up to 10 additional extensions
- Ideal for use in **areas with ceilings of up to 10 m**, such as sports halls, warehouses etc.
- "Slave" detector can be connected to the following presence detectors:
 - PD-CE360i/8 / PD-CE360i/8 GST / PD-CE360i/8 WAGO
 - PD-CE360i/24 / PD-CE360i/24 GST / PD-CE360i/24 WAGO

ELECTRICAL VERSION	
Control system	ON/OFF
Protection class	II
Nominal voltage	230 V ~ / 50 Hz
Power consumption	0.3 W
SENSORS	
Detection angle	360°
Detection range diagonally	Ø 24 m
Detection range head-on	Ø 11 m
Detection range presence	Ø 8 m
Field of detection	up to 453 m ²
Recommended installation height	3 m
Max. mounting height	10 m
Light measurement	none
CHANNELS (LIGHTING / HVAC)	
Push button input HVAC	–
Slave input	✓
Constant light control	–
Channel	C1 Lighting
Function	Not relevant
Switch contact	Bus system
Push button input	–
Impulse mode	–

Factory settings

PD-CE 360/24 Slave

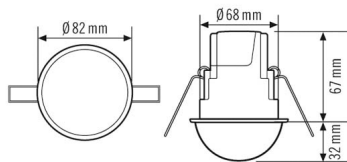
Item number	GTIN
EP10510755	4015120510755

GENERAL		Operating mode	fully automatic
Sensitivity	100 %	Level of brightness/switching threshold	400 lx
CHANNELS (LIGHTING / HVAC)		Switch-off delay time	5 min
Channel	C1 Lighting		

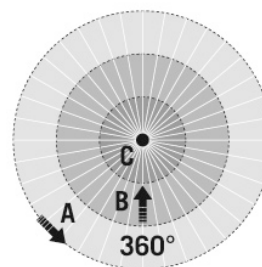
Accessories

Product designation	Item number	Product description	GTIN
Ceiling-mounted presence detector			
PD-CE 360i/8	EP10510700	Presence detector with 360° field of detection for ceiling flush mounting	4015120510700
PD-CE 360i/8 WIELAND GST18	EP10510717	Presence detector with 360° field of detection for ceiling flush mounting	4015120510717
PD-CE 360i/8 WAGO WINSTA	EP10510786	Presence detector with 360° field of detection for ceiling flush mounting	4015120510786
PD-CE 360i/24	EP10510724	Presence detector with 360° field of detection for ceiling flush mounting	4015120510724
PD-CE 360i/24 WIELAND GST18	EP10510731	Presence detector with 360° field of detection for ceiling flush mounting	4015120510731
PD-CE 360i/24 WAGO WINSTA	EP10510793	Presence detector with 360° field of detection for ceiling flush mounting	4015120510793
Electrical accessories			
FILTER 230 V	EP10426988	Filter for suppression of inductive loads, such as relays, contactors, fluorescent lamps and transformers	4015120426988
Protection			
BASKET GUARD ROUND SMALL	EM10425615	Basket guard for presence and motion detectors and smoke detectors, Ø 165 mm, height 70 mm	4015120425615

Dimension drawing



Field of detections



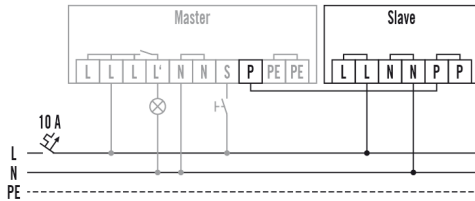
Detection range

Diagonally (A)	Ø 24 m
Frontal (B)	Ø 11 m
Presence area (C)	Ø 8 m

PD-CE 360/24 Slave

Item number **GTIN**
EP10510755 4015120510755

Circuit diagram



Master/slave connection for presence detectors: a maximum of 10 slave devices may be connected to one master.

Detailed product description

- "Slave" presence detector for extending the field of detection of a "master" presence detector with 360° field of detection for recessed ceiling mounting
- **range of up to 24 m** in diameter as a cost efficient system upgrade with up to 10 additional extensions
- Ideal for use in **areas with ceilings of up to 10 m**, such as sports halls, warehouses etc.
- All parameters are set on the "master" detector; the "slave" device records movements and relays them to the "master"
- Recessed-mounted device as standard with white cover and design ring IP 20
- Universal surface-mounted box IP 54 with double diaphragm line entrance (accessory)
- Double plug-in terminals for through-wiring
- Modular system consisting of power box and plug-in sensor
- Power box installation/connection - after completion of the painting work the sensor can be simply plugged in
- Large wiring space due to low overall height of the power box
- "Slave" detector can be connected to the following presence detectors:
 - PD-CE360i/8 / PD-CE360i/8 GST / PD-CE360i/8 WAGO
 - PD-CE360i/24 / PD-CE360i/24 GST / PD-CE360i/24 WAGO