

# DATA SHEET

# ESYLUX

## PD-CE 360/8 Slave

### Item number

EP10510748

### GTIN

4015120510748



### Technical data

#### GENERAL

Device category	Ceiling-mounted presence detector
Included in delivery	Includes lens mask
Remote controllable	–
Conformity	CE, EAC, RoHS, WEEE
Product-specific information	Configuration only possible via ESY-Pen, ESY-App and remote control
Warranty	5 years

#### ATTACHMENT

Installation type	Recessed mounting
Installation position	Ceiling
Installation dimension	Installation depth: 67 mm, Ø 68 mm
Type of connection	Push terminal
Connectable wire cross section	0.75 – 2.5 mm <sup>2</sup>

#### HOUSING

Dimensions	Height/Depth 24 mm, Ø 82 mm
Weight	107 g
Material	UV-stabilised polycarbonate, UV-stabilised PE
Protection type	IP40
Permissible ambient temperature	-25 °C...+50 °C
Relative humidity	5 – 93 %, non-condensing
Colour	opal matt

230 V ~	Ø 8 m	360°		IP40	
---------	-------	------	--	------	--

### Product description

- "Slave" presence detector for extending the field of detection of a "master" presence detector with **360° field of detection** for recessed ceiling mounting
- **range of up to 8 m** in diameter as a cost efficient system upgrade with up to 10 additional extensions
- "Slave" detector can be connected to the following presence detectors:
  - PD-CE360i/8 / PD-CE360i/8 GST / PD-CE360i/8 WAGO
  - PD-CE360i/24 / PD-CE360i/24 GST / PD-CE360i/24 WAGO

#### ELECTRICAL VERSION

Control system	ON/OFF
Protection class	II
Nominal voltage	230 V ~ / 50 Hz
Power consumption	0.3 W

#### SENSORS

Detection angle	360°
Detection range diagonally	Ø 8 m
Detection range head-on	Ø 6 m
Detection range presence	Ø 4 m
Field of detection	up to 50 m <sup>2</sup>
Recommended installation height	3 m
Max. mounting height	5 m
Light measurement	none

#### CHANNELS (LIGHTING / HVAC)

Push button input HVAC	–
Slave input	✓
Constant light control	–
Channel	<b>C1</b> Lighting
Function	Not relevant
Switch contact	Bus system
Push button input	–
Impulse mode	–

### Factory settings

## PD-CE 360/8 Slave

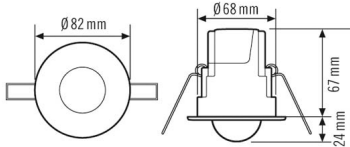
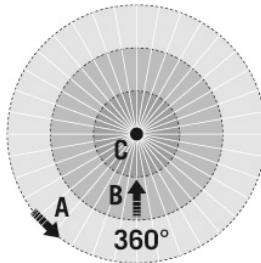
Item number	GTIN
EP10510748	4015120510748

GENERAL	
Sensitivity	100 %
CHANNELS (LIGHTING / HVAC)	
Channel	C1 Lighting

Operating mode	fully automatic
Level of brightness/switching threshold	400 lx
Switch-off delay time	5 min

### Accessories

Product designation	Item number	Product description	GTIN
<b>Ceiling-mounted presence detector</b>			
PD-CE 360i/8	EP10510700	Presence detector with 360° field of detection for ceiling flush mounting	4015120510700
PD-CE 360i/8 WIELAND GST18	EP10510717	Presence detector with 360° field of detection for ceiling flush mounting	4015120510717
PD-CE 360i/8 WAGO WINSTA	EP10510786	Presence detector with 360° field of detection for ceiling flush mounting	4015120510786
PD-CE 360i/24	EP10510724	Presence detector with 360° field of detection for ceiling flush mounting	4015120510724
PD-CE 360i/24 WIELAND GST18	EP10510731	Presence detector with 360° field of detection for ceiling flush mounting	4015120510731
PD-CE 360i/24 WAGO WINSTA	EP10510793	Presence detector with 360° field of detection for ceiling flush mounting	4015120510793
<b>Electrical accessories</b>			
FILTER 230 V	EP10426988	Filter for suppression of inductive loads, such as relays, contactors, fluorescent lamps and transformers	4015120426988
<b>Protection</b>			
BASKET GUARD ROUND SMALL	EM10425615	Basket guard for presence and motion detectors and smoke detectors, Ø 165 mm, height 70 mm	4015120425615

Dimension drawing	Field of detections	Detection range	
		<div>Diagonally (A)</div>	Ø 8 m
		<div>Frontal (B)</div>	Ø 6 m
		<div>Presence area (C)</div>	Ø 4 m

## PD-CE 360/8 Slave

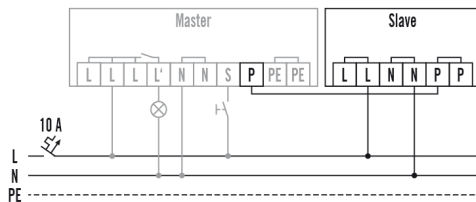
### Item number

EP10510748

### GTIN

4015120510748

### Circuit diagram



Master/slave connection for presence detectors: a maximum of 10 slave devices may be connected to one master.

### Detailed product description

- "Slave" presence detector for extending the field of detection of a "master" presence detector with 360° field of detection for recessed ceiling mounting
- **range of up to 8 m** in diameter as a cost efficient system upgrade with up to 10 additional extensions
- All parameters are set on the "master" detector; the "slave" device records movements and relays them to the "master"
- Recessed-mounted device as standard with white cover and design ring IP 20
- Universal surface-mounted box IP 54 with double diaphragm line entrance (accessory)
- Double plug-in terminals for through-wiring
- Modular system consisting of power box and plug-in sensor
- Power box installation/connection - after completion of the painting work the sensor can be simply plugged in
- Large wiring space due to low overall height of the power box
- "Slave" detector can be connected to the following presence detectors:
  - PD-CE360i/8 / PD-CE360i/8 GST / PD-CE360i/8 WAGO
  - PD-CE360i/24 / PD-CE360i/24 GST / PD-CE360i/24 WAGO