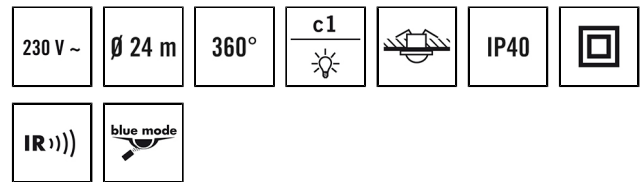


PD-CE 360i/24 WIELAND GST18

Item number **GTIN**
 EP10510731 4015120510731



Technical data

GENERAL	
Device category	Ceiling-mounted presence detector
Product information	Please note the Explanation of circuit breaker in the download area of the product!
Included in delivery	Includes lens mask
User interface	IR remote control
Remote controllable	✓
Conformity	CE, EAC, RoHS, WEEE
Product-specific information	Configuration only possible via ESY-Pen, ESY-App and remote control
Warranty	5 years
ATTACHMENT	
Installation type	Recessed mounting
Installation position	Ceiling
Installation dimension	Installation depth: 67 mm, Ø 68 mm
Type of connection	Plug
Connector	WIELAND gesis CLASSIC GST18i3
Connectable wire cross section	0.75 – 2.5 mm ²
Number of contacts	3
Type of cable	H05Z1Z1-F
Length of cable	1.5 m
HOUSING	
Dimensions	Height/Depth 32 mm, Ø 82 mm
Weight	329 g
Material	UV-stabilised polycarbonate
Protection type	IP40
Permissible ambient temperature	-25 °C...+50 °C
Relative humidity	5 – 93 %, non-condensing

Product description

- Presence detector with **360° field of detection** for recessed ceiling mounting
- **range of up to 24 m** in diameter for use in offices, classrooms, board rooms etc. and hallways with natural lighting
- **1.0 m pre-assembled GST18i3 inlet and outlet**
- Ideal for use in **areas with ceilings of up to 10 m**, such as sports halls, warehouses etc.
- 16 A high-performance relay (tungsten pre-contact)
- Default settings ensure immediate operability

Offers special product features like:

- Simple parameterisation, remote control and documentation with ESY-Pen and ESY-App

Colour opal matt

ELECTRICAL VERSION	
Control system	ON/OFF
Protection class	II
Nominal voltage	230 V ~ / 50 Hz
In-rush current	800 A / 200 µs
Power consumption	0.3 W

SENSORS	
Detection angle	360°
Detection range diagonally	Ø 24 m
Detection range head-on	Ø 11 m
Detection range presence	Ø 8 m
Field of detection	up to 453 m ²
Recommended installation height	3 m
Max. mounting height	10 m
Light measurement	mixed light
Level of brightness	5 – 2000 lx

CHANNELS (LIGHTING / HVAC)	
Number of light channels	1
Push button input lighting	1
Push button input HVAC	–
Slave input	✓
Max. number of slave detectors	10
Mode	Semi-automatic, Fully automatic
Switching delay from "dark to light"	300 s
Switching delay from "light to dark"	30 s

PD-CE 360i/24 WIELAND GST18

Item number	GTIN
EP10510731	4015120510731

Constant light control	–	600 W LED	
Channel	C1 Lighting	Switch contact	make contact / non-floating
Function	Switching	Push button input	✓
Switching capacity	230 V/50 Hz, 16 AX 2300 W/10 A (cos phi = 1) 1150 VA/5 A (cos phi = 0,5)	Impulse mode	✓
		Switch-off delay time	60 s...30 min (adjustable in steps)

Factory settings

GENERAL		Operating mode	
Sensitivity	100 %	Level of brightness/switching threshold	400 lx
		Switch-off delay time	5 min
CHANNELS (LIGHTING / HVAC)			
Channel	C1 Lighting		

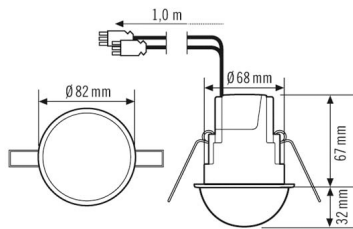
Accessories

Product designation	Item number	Product description	GTIN
Ceiling-mounted presence detector			
PD-CE 360/8 Slave	EP10510748	Slave presence detector for extending the field of detection of a Master presence detector with 360° field of detection for ceiling flush mounting	4015120510748
PD-CE 360/24 Slave	EP10510755	Slave presence detector for extending the field of detection of a Master presence detector with 360° field of detection for ceiling flush mounting	4015120510755
Electrical accessories			
FILTER 230 V	EP10426988	Filter for suppression of inductive loads, such as relays, contactors, fluorescent lamps and transformers	4015120426988
Protection			
BASKET GUARD ROUND SMALL	EM10425615	Basket guard for presence and motion detectors and smoke detectors, Ø 165 mm, height 70 mm	4015120425615
Remote control			
ESY-Pen	EP10425356	ESY-Pen and ESY-App, two tools for every task: (1) Parameterisation, (2) remote control, (3) light measurement, (4) project management	4015120425356
REMOTE CONTROL MDi/PDi	EM10425509	IR remote control for presence detectors and motion detectors	4015120425509
REMOTE CONTROL USER	EM10016011	IR remote control for end users	4015120016011

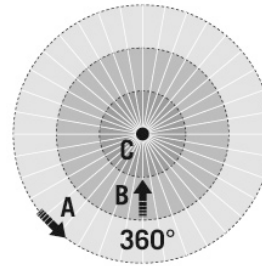
PD-CE 360i/24 WIELAND GST18

Item number	GTIN
EP10510731	4015120510731

Dimension drawing



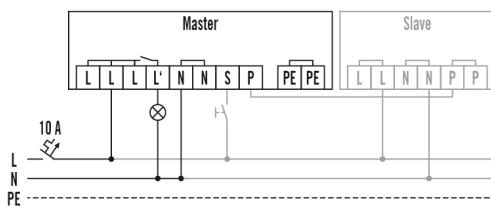
Field of detections



Detection range

■ Diagonally (A)	Ø 24 m
■ Frontal (B)	Ø 11 m
■ Presence area (C)	Ø 8 m

Circuit diagram



Standard operation with optional control via a closing button and use of max. ten slave devices to one master device.

Detailed product description

- Presence detector with **360° field of detection** for recessed ceiling mounting
- **range of up to 24 m** in diameter for use in offices, classrooms, board rooms etc. and hallways with natural lighting
- 1.0 m pre-assembled GST18i3 inlet and outlet
- Ideal for use in **areas with ceilings of up to 10 m**, such as sports halls, warehouses etc.
- 16 A high-performance relay (tungsten pre-contact), ideal for switching capacitive loads such as electronic ballasts, parallel-compensated fluorescent lamps, compact fluorescent lamps, energy saving lamps
- Automatic light control depending on presence and daylight
- Can be programmed by remote control, e.g. continuous lighting ON/OFF and automatic storage of the current light value
- Default settings ensure immediate operability
- Additional switch input for individual manual lighting control
- Detector can be used as a fully automatic or semi-automatic device
- The field of detection can be extended by connecting a "slave" presence detector
- In-built impulse feature for controlling automatic stairwell lights or control devices, and for use in facility management/PLC