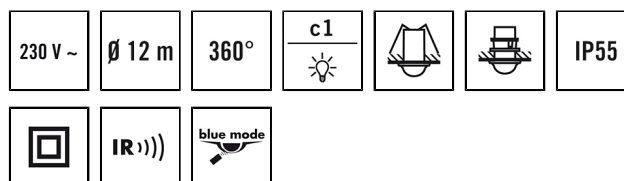


PD-C 360i/12 mini

Item number **GTIN**
 EP10426032 4015120426032



Technical data

GENERAL	
Device category	Ceiling-mounted presence detector
Product information	Please note the Explanation of circuit breaker in the download area of the product!
Included in delivery	includes lens mask, spring installation clips, clamping installation ring
User interface	IR remote control
Remote controllable	✓
Conformity	CE, EAC, RoHS, WEEE
Product-specific information	Configuration only possible via ESY-Pen, ESY-App and remote control
Warranty	5 years

ATTACHMENT	
Installation type	Recessed mounting
Installation position	Ceiling
Installation dimension	Installation depth: 45 mm, Ø 25 mm
Type of connection	Open end
Connectable wire cross section	0.75 – 2.5 mm ²
Length of cable	0.6 m

HOUSING	
Dimensions	Height/Depth 70 mm, Ø 58 mm
Weight	205 g
Material	UV-stabilised PE, UV-stabilised polycarbonate
Protection type	IP55
Permissible ambient temperature	-25 °C...+50 °C
Relative humidity	5 – 93 %, non-condensing

Product description

- Mini presence detector with **360° field of detection** for recessed ceiling mounting
- **range of up to 12 m** in diameter for use in larger rooms, passageways, offices and hallways with natural lighting
- 16 A high-performance relay (tungsten pre-contact)
- Default settings ensure immediate operability

Offers special product features like:

- Simple parameterisation, remote control and documentation with ESY-Pen and ESY-App

Colour opal matt

ELECTRICAL VERSION	
Control system	ON/OFF
Protection class	II
Nominal voltage	230 V ~ / 50 Hz
In-rush current	800 A / 200 µs
Power consumption	0.2 W

SENSORS	
Detection angle	360°
Detection range diagonally	Ø 12 m
Detection range head-on	Ø 6 m
Detection range presence	Ø 4 m
Field of detection	up to 113 m ²
Recommended installation height	3 m
Max. mounting height	5 m
Light measurement	mixed light
Level of brightness	5 – 2000 lx

CHANNELS (LIGHTING / HVAC)	
Number of light channels	1
Push button input lighting	1
Push button input HVAC	–
Slave input	✓
Max. number of slave detectors	10
Mode	Semi-automatic, Fully automatic
Switching delay from "dark to light"	300 s
Switching delay from "light to dark"	30 s

PD-C 360i/12 mini

Item number	GTIN
EP10426032	4015120426032

Constant light control	–	600 W LED	
Channel	C1 Lighting	Switch contact	make contact / non-floating
Function	Switching	Push button input	✓
Switching capacity	230 V/50 Hz, 16 AX 2300 W/10 A (cos phi = 1) 1150 VA/5 A (cos phi = 0,5)	Impulse mode	✓
		Switch-off delay time	60 s...15 min (adjustable in steps)

Factory settings

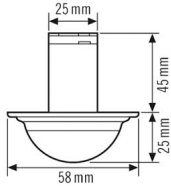
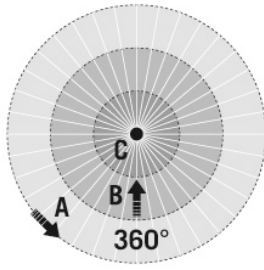
GENERAL		Operating mode	fully automatic
Sensitivity	100 %	Level of brightness/switching threshold	400 lx
CHANNELS (LIGHTING / HVAC)		Switch-off delay time	5 min
Channel	C1 Lighting		

Accessories

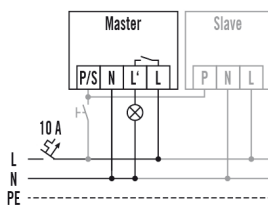
Product designation	Item number	Product description	GTIN
Adapter			
COMPACT MINI SPOTLIGHT ADAPTER 51/25	EP10426391	Adapter for COMPACT MINI (8 m and 12 m) series for installing motion and presence detectors in spotlights (illuminant size QR-CBC51-Ø 51 mm) with retaining ring	4015120426391
Ceiling-mounted presence detector			
PD-C 360/8 mini Slave	EP10426063	Slave presence detector for extending the field of detection of a Master presence detector with 360° field of detection for ceiling mounting	4015120426063
Electrical accessories			
FILTER 230 V	EP10426988	Filter for suppression of inductive loads, such as relays, contactors, fluorescent lamps and transformers	4015120426988
Remote control			
ESY-Pen	EP10425356	ESY-Pen and ESY-App, two tools for every task: (1) Parameterisation, (2) remote control, (3) light measurement, (4) project management	4015120425356
REMOTE CONTROL MDi/PDi	EM10425509	IR remote control for presence detectors and motion detectors	4015120425509
Mobil-PDi/MDi-universal	EP10433993	Remote control for quick and precise setting of various parameters	4015120433993

PD-C 360i/12 mini

Item number **GTIN**
 EP10426032 4015120426032

Dimension drawing	Field of detections	Detection range	
		<p>■ Diagonally (A)</p>	<p>Ø 12 m</p>
		<p>■ Frontal (B)</p>	<p>Ø 6 m</p>
		<p>■ Presence area (C)</p>	<p>Ø 4 m</p>

Circuit diagram



Standard operation with optional control via a closing button and use of max. ten slave devices to one master device.

Detailed product description

- Mini presence detector with **360° field of detection** for recessed ceiling mounting for demand-responsive lighting control and therefore noticeable energy cost reductions
- **range of up to 12 m** in diameter for use in larger rooms, passageways, offices and hallways with natural lighting
- 16 A high-performance relay (tungsten pre-contact), ideal for switching capacitive loads such as electronic ballasts, parallel-compensated fluorescent lamps, compact fluorescent lamps, energy saving lamps
- Default settings ensure immediate operability
- and automatically controls the light depending on presence and daylight
- Simple programming using remote control
- Small, compact design for an installation hole size of just 25 mm in diameter
- Fixed cable, 60 cm long
- New universal ESYLUX fastening technology for quick installation in suspended ceilings, lights, recessed boxes and cupboards, for example
- Recessed ceiling mounting possible in closed, suspended ceilings with supplied spring clips or clamping ring
- Additional switch input
- Detector can be used as a fully automatic or semi-automatic device
- Field of detection can be extended by connecting slave devices
- Targeted masking out of areas by means of an enclosed lens mask