

DATA SHEET

ESYLUX

MD-C 360i/8

Item number

EP10055393

GTIN

4015120055393



Technical data

GENERAL

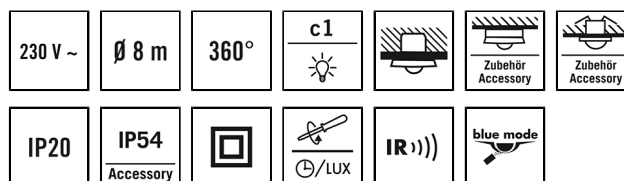
Device category	Ceiling-mounted motion detector
Product information	Please note the Explanation of circuit breaker in the download area of the product!
Included in delivery	Includes lens mask
User interface	Adjusting controller, IR remote control with "blue mode" technology
Remote controllable	✓
Conformity	CE, EAC, RoHS, SundaHus, WEEE
Warranty	5 years

ATTACHMENT

Installation type	Flush-mounted/Device socket Ø 68 mm
Installation position	Ceiling
Installation dimension	Installation depth: 24 mm, Ø 60 mm
Type of connection	Push terminal
Connectable wire cross section	0.75 – 2.5 mm²

HOUSING

Dimensions	Height/Depth 62 mm, Ø 108 mm
Weight	141.667 g
Material	UV-stabilised polycarbonate
Protection type	IP20
Protection type with accessory	IP54 with surface-mounted box (order separately)
Permissible ambient temperature	-25 °C...+50 °C
Relative humidity	5 – 93 %, non-condensing
Colour	white, similar to RAL 9010



Product description

- Motion detector with **360° field of detection** for ceiling mounting
- **Range of up to 8 m** across at a recommended installation height of 3 m (maximum installation height 5 m) for use in small rooms and passageways with no or little natural lighting
- 16 A high-performance relay (tungsten pre-contact)
- Default settings ensure immediate operability

Offers special product features like:

- Simple parameterisation, remote control and documentation with ESY-Pen and ESY-App

ELECTRICAL VERSION

Control system	ON/OFF
Protection class	II
Nominal voltage	230 V ~ / 50 Hz
In-rush current	800 A / 200 µs
Power consumption	0.3 W

SENSORS

Detection angle	360°
Detection range diagonally	Ø 8 m
Detection range head-on	Ø 6 m
Field of detection	up to 50 m²
Recommended installation height	3 m
Max. mounting height	5 m
Light measurement	mixed light
Level of brightness	5 – 2000 lx

CHANNELS (LIGHTING / HVAC)

Number of light channels	1
Push button input lighting	1
Push button input HVAC	–
Number of parallel switchable detectors	10
Slave input	–
Mode	Semi-automatic, Fully automatic
Switching delay from "dark to light"	0 s
Switching delay from "light to dark"	30 s
Constant light control	–
Channel	C1 Lighting
Function	Switching

MD-C 360i/8

Item number	GTIN
EP10055393	4015120055393

Switching capacity	230 V/50 Hz, 16 AX 2300 W/10 A (cos phi = 1) 1150 VA/5 A (cos phi = 0,5) 600 W LED	Push button input	✓
Switch contact	make contact / non-floating	Impulse mode	✓
		Switch-off delay time	60 s...30 min (adjustable in steps)

Factory settings

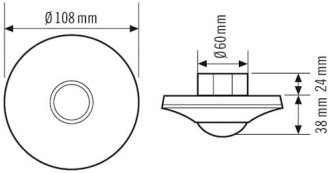
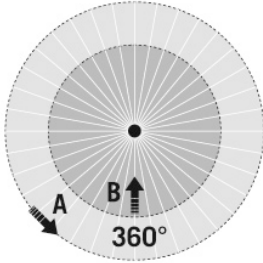
GENERAL		Operating mode	fully automatic
Sensitivity	100 %	Level of brightness/switching threshold	100 lx
CHANNELS (LIGHTING / HVAC)		Switch-off delay time	5 min
Channel	C1 Lighting		

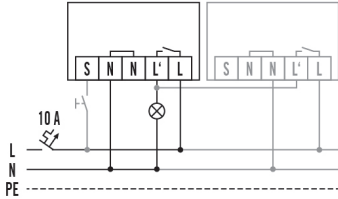
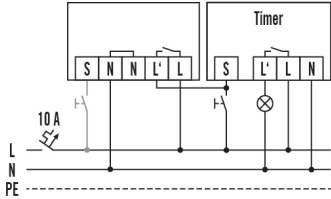
Accessories

Product designation	Item number	Product description	GTIN
Cover			
COMPACT COVER SET 8 SR	EP10425936	Cover set for COMPACT series, 8 m, consists of cover and design ring, stainless steel appearance, similar to RAL 9006	4015120425936
COMPACT COVER SET 8 BK	EP00007521	Cover set for COMPACT series, 8 m, consists of cover and design ring, black	4015120007521
Electrical accessories			
FILTER 230 V	EP10426988	Filter for suppression of inductive loads, such as relays, contactors, fluorescent lamps and transformers	4015120426988
Mounting			
COMPACT MOUNTING BOX IP20 SM WH	EP10425370	Surface-mounted box for COMPACT series, IP20, white	4015120425370
COMPACT MOUNTING BOX IP20 SM SR	EP10425387	Surface-mounted box for COMPACT series, IP20, silver	4015120425387
COMPACT MOUNTING BOX IP54 SM WH	EP10425905	Surface-mounted box for COMPACT series, IP54, white	4015120425905
COMPACT MOUNTING BOX IP54 SM SR	EP10425912	Surface-mounted box for COMPACT series, IP54, silver	4015120425912
MOUNTING SET IP20 FM 62 WH	EP10425929	Recessed ceiling mounting set includes installation bracket and dust-protected box, 62 mm	4015120425929
COMPACT MOUNTING BOX IP54 SM BK	EP10426940	Surface-mounted box for COMPACT series, IP54, black	4015120426940
COMPACT MOUNTING BOX IP20 SM BK	EP10426933	Surface-mounted box for COMPACT series, IP20, black	4015120426933
Protection			
BASKET GUARD ROUND SMALL	EM10425615	Basket guard for presence and motion detectors and smoke detectors, Ø 165 mm, height 70 mm	4015120425615
BASKET GUARD ROUND LARGE	EM10425608	Basket guard for presence and motion detectors and smoke detectors, Ø 180 mm, height 90 mm	4015120425608
Remote control			
ESY-Pen	EP10425356	ESY-Pen and ESY-App, two tools for every task: (1) Parameterisation, (2) remote control, (3) light measurement, (4) project management	4015120425356
REMOTE CONTROL MDi/PDi	EM10425509	IR remote control for presence detectors and motion detectors	4015120425509
Mobil-PDi/MDi-universal	EP10433993	Remote control for quick and precise setting of various parameters	4015120433993

MD-C 360i/8

Item number	GTIN
EP10055393	4015120055393

Dimension drawing	Field of detections	Detection range	
		Diagonally (A)	Ø 8 m
		Frontal (B)	Ø 6 m

Circuit diagram	Circuit diagram
	

Standard with optional control via a closing button and parallel wiring of max. ten devices.

Standard operation with automatic stairwell light and optional control via a closing button.

Detailed product description

- Motion detector with **360° field of detection** for ceiling mounting
- **Range of up to 8 m** across at a recommended installation height of 3 m (maximum installation height 5 m) for use in small rooms and passageways with no or little natural lighting
- 16 A high-performance relay (tungsten pre-contact), ideal for switching capacitive loads such as electronic ballasts, parallel-compensated fluorescent lamps, compact fluorescent lamps, energy saving lamps
- Default settings ensure immediate operability
- Automatic lighting control for use without, or with very little, natural light
- Simple programming using remote control with "blue mode" technology or setting elements
- Integrated toggle for setting with remote control or by adjusting controller - prevents operating errors and provides tamper protection
- Masking of interference sources by reducing sensitivity using DIP switches
- Additional switch input with toggle function "room = ON + OFF/hallway = ON"
- Flush-mounted device as standard
- Surface mounting or recessed ceiling mounting with accessories
- Easily replaceable/paintable cover and design ring (available in silver as an accessory)
- Extension of the field of detection with parallel connection of max. 8 detectors
- Targeted masking out of areas by means of an enclosed lens mask