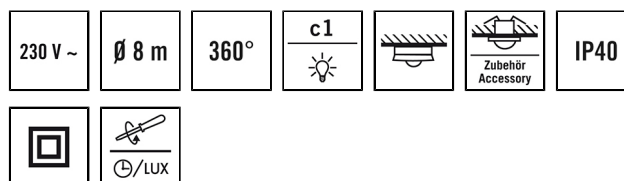


DATA SHEET

MD 360/8 BASIC

Item number **GTIN**
 EB10430404 4015120430404



Technical data

| GENERAL | |
|---------------------------------|---|
| Device category | Ceiling-mounted motion detector |
| Product information | Please note the Explanation of circuit breaker in the download area of the product! |
| User interface | Adjusting controller |
| Remote controllable | – |
| Conformity | CE, EAC, RoHS, WEEE |
| Product-specific information | Lens mask and spacer not included in delivery |
| Warranty | 5 years |
| ATTACHMENT | |
| Installation type | Surface mounted (plaster), Flush-mounted/ Device socket Ø 68 mm |
| Installation position | Ceiling |
| Type of connection | Push terminal |
| Connectable wire cross section | 0.75 – 2.5 mm ² |
| HOUSING | |
| Dimensions | Height/Depth 33 mm, Ø 101 mm |
| Weight | 86.8 g |
| Material | UV-stabilised polycarbonate |
| Protection type | IP40 |
| Permissible ambient temperature | 0 °C...+50 °C |
| Relative humidity | 5 – 93 %, non-condensing |
| Colour | white, similar to RAL 9010 |
| ELECTRICAL VERSION | |
| Control system | ON/OFF |
| Protection class | II |

Product description

- Motion detector with **360° field of detection** For ceiling mounting
- **Range of up to 8 m** across at a recommended installation height of 3 m for use in small rooms and passageways with very little or no natural lighting
- 10 A high-performance relay
- Zero-cross switching for gentle switching
- Factory setting for immediate operational readiness

Offers special product features like:

- Zero-cross switching

| | |
|-------------------|-----------------|
| Nominal voltage | 230 V ~ / 50 Hz |
| In-rush current | 78 A / 5 ms |
| Power consumption | 0.2 W |

SENSORS

| | |
|---------------------------------|-------------------------|
| Detection angle | 360° |
| Detection range diagonally | Ø 8 m |
| Detection range head-on | Ø 6 m |
| Field of detection | up to 50 m ² |
| Recommended installation height | 3 m |
| Max. mounting height | 5 m |
| Light measurement | mixed light |
| Level of brightness | 5 – 1000 lx |

CHANNELS (LIGHTING / HVAC)

| | |
|---|--|
| Number of light channels | 1 |
| Push button input lighting | 1 |
| Push button input HVAC | – |
| Number of parallel switchable detectors | 8 |
| Slave input | – |
| Mode | Fully automatic |
| Switching delay from "light to dark" | 30 s |
| Constant light control | – |
| Channel | C1 Lighting |
| Function | Switching |
| Switching capacity | 230 V/50 Hz 2300 W/10 A (cos phi = 1) 1150 VA/5 A (cos phi = 0,5) 600 W LED |
| Switch contact | make contact / non-floating |

MD 360/8 BASIC

| Item number | GTIN |
|-------------|---------------|
| EB10430404 | 4015120430404 |

| | | | |
|-------------------|---|-----------------------|-------------------------------------|
| Push button input | ✓ | Switch-off delay time | 15 s...30 min (adjustable in steps) |
| Impulse mode | ✓ | | |

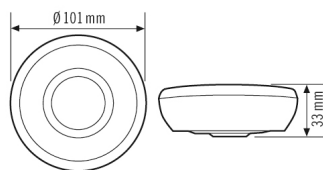
Factory settings

| | | | |
|----------------|-----------------|---|--------|
| Channel | C1 Lighting | Level of brightness/switching threshold | 100 lx |
| Operating mode | fully automatic | Switch-off delay time | 5 min |

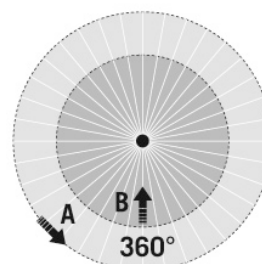
Accessories

| Product designation | Item number | Product description | GTIN |
|-------------------------------|-------------|---|---------------|
| Accessories | | | |
| BASIC MOUNTING BOX IP20 SM WH | EB10423147 | Surface-mounted box for BASIC series, IP20, white | 4015120423147 |
| Adapter | | | |
| BASIC SPACER WH | EB10423130 | Spacer for BASIC series, white, compatible with BASIC IP40 variants | 4015120423130 |
| Cover | | | |
| BASIC 8 LENS MASK | EB10423093 | Lens mask 8 m | 4015120423093 |
| Electrical accessories | | | |
| FILTER 230 V | EP10426988 | Filter for suppression of inductive loads, such as relays, contactors, fluorescent lamps and transformers | 4015120426988 |
| Mounting | | | |
| MOUNTING SET IP20 FM 62 WH | EP10425929 | Recessed ceiling mounting set includes installation bracket and dust-protected box, 62 mm | 4015120425929 |
| Protection | | | |
| BASKET GUARD ROUND LARGE | EM10425608 | Basket guard for presence and motion detectors and smoke detectors, Ø 180 mm, height 90 mm | 4015120425608 |

Dimension drawing



Field of detections



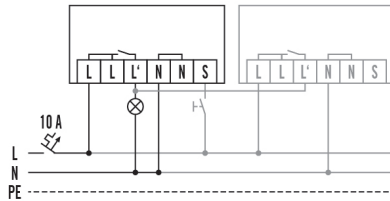
Detection range

| | |
|----------------|-------|
| Diagonally (A) | Ø 8 m |
| Frontal (B) | Ø 6 m |

MD 360/8 BASIC

| | |
|--------------------|---------------|
| Item number | GTIN |
| EB10430404 | 4015120430404 |

Circuit diagram



Standard with optional control via a closing button and parallel wiring of max. 8 devices.

Detailed product description

- Motion detector with **360° field of detection** For ceiling mounting
- **Range of up to 8 macross** at a recommended installation height of 3 m for use in small rooms and passageways with very little or no natural lighting
- 10 A high-performance relay
- Zero-cross switching: Extension of the service life of the relay and bulbs with electronic ballasts (e.g. fluorescent lamps, LED) thanks to more gentle switching in zero-cross switching.
- Factory setting for immediate operational readiness
- Automatic lighting control
- Additional switch input
- Standard version as surface-mounted device, recessed ceiling mounting possible with accessories
- Sensing range upgrade through parallel connection