



Miniature circuit breaker 400 V 10kA, 3-pole, C, 10A, D=70 mm

Model	
product brand name	SENTRON
product designation	Miniature circuit breaker
General technical data	
number of poles	3
design of pole	3P
tripping characteristic class	C
mechanical service life (switching cycles) typical	10 000
overvoltage category	III
degree of pollution	3
Voltage	
type of voltage of the operating voltage	AC
insulation voltage (U <sub>i</sub> )	
• with single-phase operation at AC rated value	440 V
• with multi-phase operation at AC rated value	440 V
supply voltage with single-phase operation at AC rated value	230 V
Supply voltage	
supply voltage	
• at AC rated value	400 V
value range of the supply voltage frequency	50/60 Hz
operating voltage at DC rated value maximum	72 V
Protection class	
protection class IP	IP20, with connected conductors
Switching capacity	
switching capacity current	
• at DC according to IEC 60947-2 rated value	15 kA
• according to EN 60898 rated value	10 kA
• according to IEC 60947-2 rated value	20 kA
energy limitation class	3
Dissipation	
power loss [W] for rated value of the current at AC in hot operating state per pole	1.1 W
Current	
operational current	
• at 35 °C rated value	10 A
• at 40 °C rated value	9.39 A
• at 45 °C rated value	9.07 A
• at 50 °C rated value	8.74 A
• at 55 °C rated value	8.4 A

<ul style="list-style-type: none"> <li>• at 60 °C rated value</li> <li>• at AC rated value</li> </ul>	8.04 A 10 A
suitability for operation	Mechanical engineering / industry
<b>Product details</b>	
product component	
<ul style="list-style-type: none"> <li>• combined terminal top</li> <li>• combined terminal bottom</li> <li>• neutral conductor switching</li> </ul>	Yes Yes No
product feature	
<ul style="list-style-type: none"> <li>• properties for main switches in accordance with EN 60204-1</li> <li>• halogen-free</li> <li>• sealable</li> <li>• silicon-free</li> </ul>	Yes Yes Yes Yes
product extension installable supplementary devices	Yes
<b>Short circuit</b>	
breaking capacity short-circuit current (I <sub>cn</sub> )	
<ul style="list-style-type: none"> <li>• at AC according to UL 1077 and CSA C22.2 No.235</li> </ul>	5 kA
<b>Connections</b>	
connectable conductor cross-section solid	
<ul style="list-style-type: none"> <li>• minimum</li> <li>• maximum</li> </ul>	0.75 mm <sup>2</sup> 35 mm <sup>2</sup>
connectable conductor cross-section stranded	
<ul style="list-style-type: none"> <li>• minimum</li> <li>• maximum</li> </ul>	0.75 mm <sup>2</sup> 35 mm <sup>2</sup>
connectable conductor cross-section finely stranded with core end processing	
<ul style="list-style-type: none"> <li>• minimum</li> <li>• maximum</li> </ul>	0.75 mm <sup>2</sup> 25 mm <sup>2</sup>
AWG number as coded connectable conductor cross section	
<ul style="list-style-type: none"> <li>• minimum</li> <li>• maximum</li> </ul>	18 4
tightening torque [lbf-in] with screw-type terminals	
<ul style="list-style-type: none"> <li>• minimum</li> <li>• maximum</li> </ul>	22 lbf-in 31 lbf-in
tightening torque with screw-type terminals	
<ul style="list-style-type: none"> <li>• minimum</li> <li>• maximum</li> </ul>	2.5 N-m 3.5 N-m
position of power supply cord	Any
<b>Mechanical Design</b>	
height	90 mm
width	54 mm
depth	76 mm
installation depth	70 mm
number of modular width units	3
fastening method	Quick assembly system
mounting position	any
net weight	442 g
<b>Environmental conditions</b>	
influence of the surrounding temperature standard	max. 95% to 55°C, max. 55% to 70°C, max. 35% to 75°C IEC / EN 60898-1, IEC / EN 60947-2 / UL1077
vibration resistance according to IEC 60068-2-6	±1mm at 5 to 25Hz; 50m/s <sup>2</sup> at 25 to 150Hz
ambient temperature during operation	
<ul style="list-style-type: none"> <li>• minimum</li> <li>• maximum</li> </ul>	-40 °C 70 °C
ambient temperature during storage	
<ul style="list-style-type: none"> <li>• minimum</li> <li>• maximum</li> </ul>	-40 °C 75 °C
number of test cycles for environmental testing according to IEC 60068-2-30	6
<b>Certificates</b>	
reference code	

- according to EN 61346-2
- according to IEC 81346-2

F  
F

### General Product Approval

[Confirmation](#)



[Miscellaneous](#)

### General Product Approval

### EMC

### Declaration of Conformity

[KC](#)



[Miscellaneous](#)



### Test Certificates

### Marine / Shipping

[Special Test Certificate](#)

[Miscellaneous](#)



### Marine / Shipping

### other

### Railway



[Environmental Confirmations](#)

[Miscellaneous](#)

[Confirmation](#)

[Vibration and Shock](#)

### Further information

Information- and Downloadcenter (Catalogs, Brochures,...)

<http://www.siemens.com/lowvoltage/catalogs>

Industry Mall (Online ordering system)

<https://mall.industry.siemens.com/mall/en/en/Catalog/product?mlfb=5SY4310-7>

Service&Support (Manuals, Certificates, Characteristics, FAQs,...)

<https://support.industry.siemens.com/cs/ww/en/ps/5SY4310-7>

Image database (product images, 2D dimension drawings, 3D models, device circuit diagrams, ...)

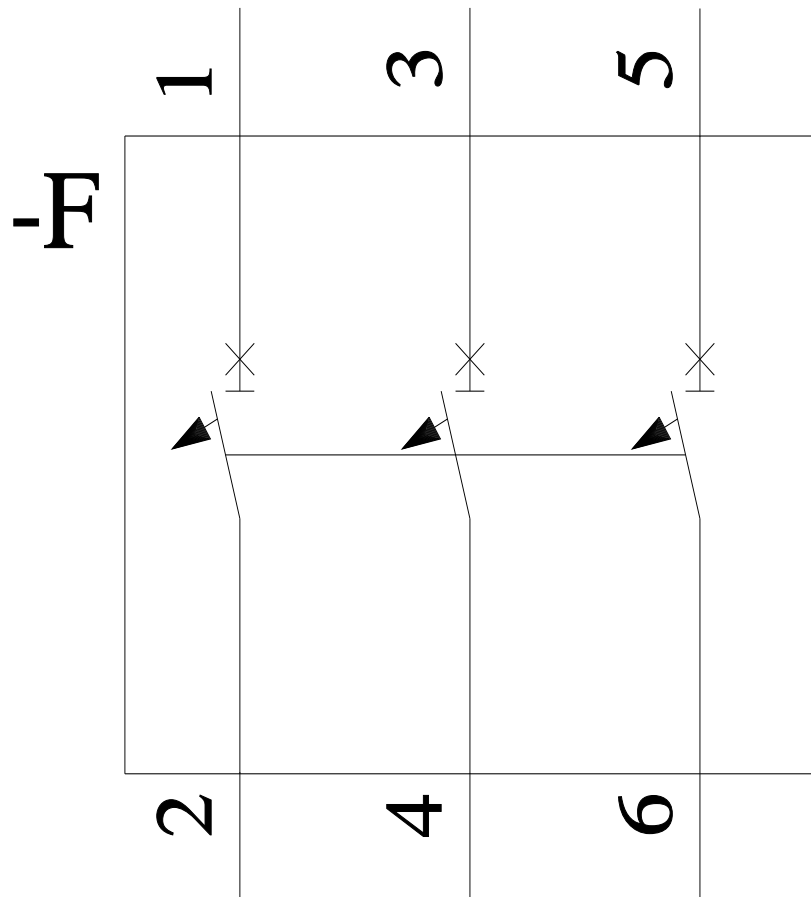
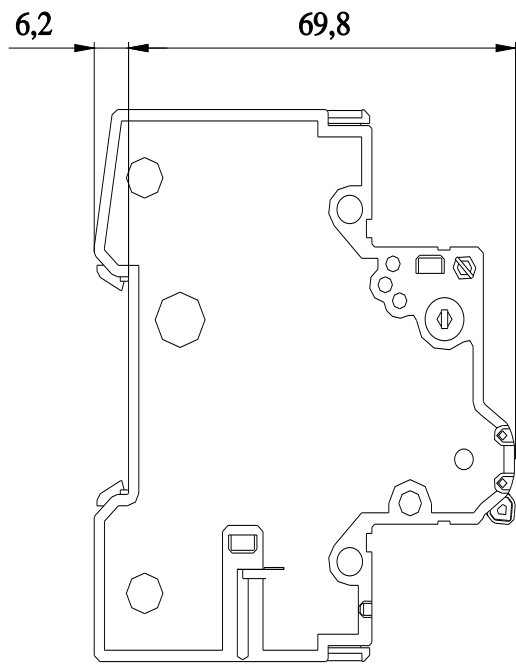
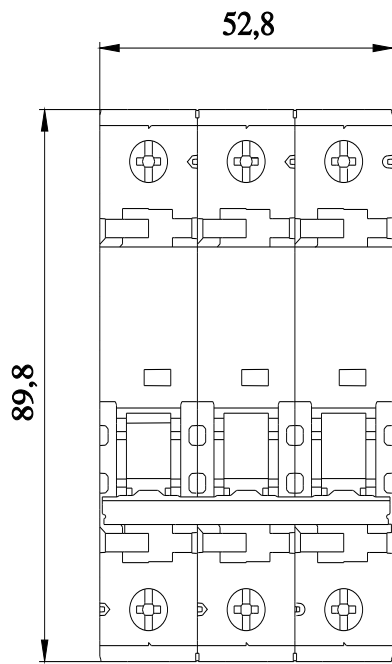
[http://www.automation.siemens.com/bilddb/cax\\_en.aspx?mlfb=5SY4310-7](http://www.automation.siemens.com/bilddb/cax_en.aspx?mlfb=5SY4310-7)

CAx-Online-Generator

<http://www.siemens.com/cax>

Tender specifications

<http://www.siemens.com/specifications>



**CB**

