

Relay Module - EMG 17-REL/KSR- 24/21-21-LC - 2940391

Please be informed that the data shown in this PDF Document is generated from our Online Catalog. Please find the complete data in the user's documentation. Our General Terms of Use for Downloads are valid (<http://phoenixcontact.com/download>)



Relay module, with soldered-in miniature switching relay, contact (AgNi): Medium to large loads, 2 PDT, input voltage 24 V AC/DC


The figure shows version EMG 17-REL/KSR- 24/21-21-LC AU, with soldered-in miniature switching relay

Your advantages

- Safe isolation according to DIN EN 50178 between coil and contact
- Integrated input circuit and interference suppression circuit



Key Commercial Data

Packing unit	10 pc
GTIN	 4 017918 080068
GTIN	4017918080068
Weight per Piece (excluding packing)	56.580 g
Custom tariff number	85364190
Country of origin	Germany

Technical data

Note

Utilization restriction	EMC: class A product, see manufacturer's declaration in the download area
-------------------------	---

Dimensions

Width	17.5 mm
Height	75 mm
Depth	62.5 mm

Ambient conditions

Ambient temperature (operation)	-20 °C ... 40 °C
---------------------------------	------------------

Relay Module - EMG 17-REL/KSR- 24/21-21-LC - 2940391

Technical data

Ambient conditions

Ambient temperature (storage/transport)	-20 °C ... 70 °C
---	------------------

Coil side

Nominal input voltage U_N	24 V AC/DC
Input voltage range in reference to U_N	0.8 ... 1.1
Typical input current at U_N	18 mA
Typical response time	8 ms
Typical release time	10 ms
Protective circuit	Bridge rectifier Bridge rectifier
Operating voltage display	Yellow LED
Power dissipation for nominal condition	0.43 W

Contact side

Contact type	Single contact, 2-PDT
Type of switch contact	Single contact
Contact material	AgNi
Maximum switching voltage	250 V AC/DC
Maximum inrush current	6 A
Limiting continuous current	5 A
Interrupting rating (ohmic load) max.	120 W (at 24 V DC)
	95 W (at 48 V DC)
	60 W (at 60 V DC)
	40 W (at 110 V DC)
	55 W (at 220 V DC)
	1250 VA (for 250 V AC)

General

Test voltage relay winding/relay contact	4 kV AC (50 Hz, 1 min.)
Test voltage relay contact/relay contact	1 kV AC (50 Hz, 1 min.)
Operating mode	100% operating factor
Mechanical service life	approx. 5×10^7 cycles
Mounting position	any
Assembly instructions	In rows with zero spacing

Connection data

Connection name	Coil side
Connection method	Screw connection
Stripping length	8 mm
Screw thread	M3
Conductor cross section solid	0.2 mm ² ... 4 mm ²
Conductor cross section flexible	0.2 mm ² ... 2.5 mm ²
Conductor cross section AWG	24 ... 12

Relay Module - EMG 17-REL/KSR- 24/21-21-LC - 2940391

Technical data

Connection data 2

Connection name	Contact side
Connection method	Screw connection
Stripping length	8 mm
Screw thread	M3
Conductor cross section solid	0.2 mm ² ... 4 mm ²
Conductor cross section flexible	0.2 mm ² ... 2.5 mm ²
Conductor cross section AWG	24 ... 12

Standards and Regulations

Connection in acc. with standard	CUL
Designation	Air clearances and creepage distances between the power circuits
Standards/regulations	EN 50178
Rated insulation voltage	260 V AC
Rated surge voltage	2.3 kV
Insulation	Basic insulation
	Safe isolation, reinforced insulation, and 6 kV between input circuit and output contact current paths
Pollution degree	2
Overvoltage category	II
Designation	Air clearances and creepage distances between input and contact circuit (or output contact current path)
Standards/regulations	EN 50178
Rated insulation voltage	260 V AC
Rated surge voltage	6 kV
Insulation	Safe isolation, reinforced insulation
Pollution degree	2
Overvoltage category	III
Designation	Standards/regulations
Standards/regulations	EN 61810-1

Environmental Product Compliance

REACH SVHC	Lead 7439-92-1
China RoHS	Environmentally Friendly Use Period = 50
	For details about hazardous substances go to tab "Downloads", Category "Manufacturer's declaration"

Classifications

eCl@ss

eCl@ss 5.0	27371601
eCl@ss 5.1	27371600
eCl@ss 6.0	27371600
eCl@ss 7.0	27371601

Relay Module - EMG 17-REL/KSR- 24/21-21-LC - 2940391

Classifications

eCl@ss

eCl@ss 8.0	27371601
eCl@ss 9.0	27371601

ETIM

ETIM 2.0	EC001437
ETIM 3.0	EC001437
ETIM 4.0	EC001437
ETIM 5.0	EC001437
ETIM 6.0	EC001437
ETIM 7.0	EC001437

UNSPSC

UNSPSC 6.01	30211916
UNSPSC 7.0901	39121515
UNSPSC 11	39121515
UNSPSC 12.01	39121515
UNSPSC 13.2	39122334

Approvals


Approvals


Approvals


UL Recognized / cUL Recognized / EAC / EAC / cULus Recognized

Ex Approvals

Approval details


UL Recognized		http://database.ul.com/cgi-bin/XYV/template/LISEXT/1FRAME/index.htm	FILE E 238705
---------------	---	---	---------------

cUL Recognized		http://database.ul.com/cgi-bin/XYV/template/LISEXT/1FRAME/index.htm	FILE E 238705
----------------	---	---	---------------

EAC		TR_TS_D_00573_c
-----	---	-----------------

Relay Module - EMG 17-REL/KSR- 24/21-21-LC - 2940391

Approvals



Accessories

Accessories

Marking material - EMG-GKS 12 - 2947035



Device marking label, width: 12 mm, area: 12 x 8 mm, e.g. for EML(10x7) R adhesive marking material