

IN SERIES ADAPTERS

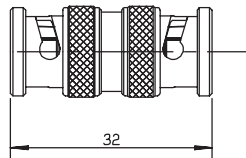


Fig. 1

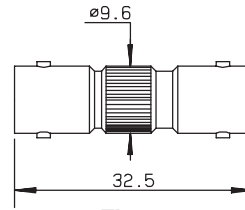


Fig. 2

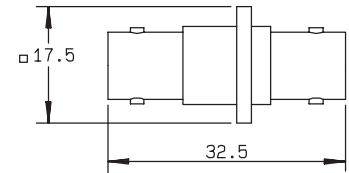


Fig. 3

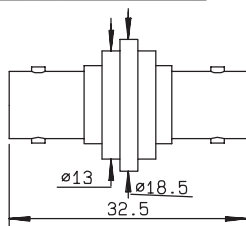


Fig. 4

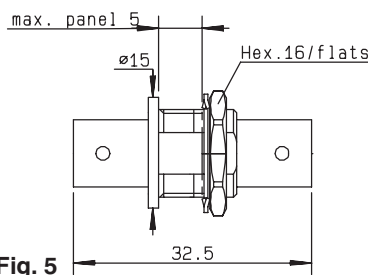


Fig. 5

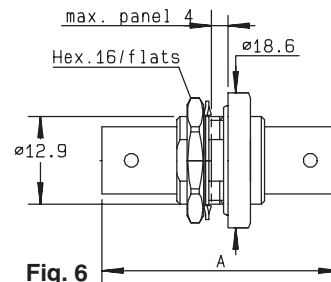


Fig. 6

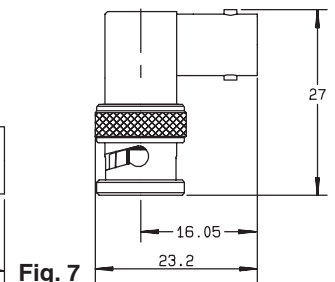


Fig. 7

| part number | fig. | captive center contact | dimension A | flange holes | cut out | note |
|---------------|------|------------------------|-------------|--------------|------------|--|
| R141 703 000 | 1 | yes | | | | male - male |
| R141 704 000* | 2 | yes | | | | female - female |
| R141 710 000 | 3 | yes | | 4 x M2,5 | P27 | female - female square flange |
| R141 717 000 | 4 | yes | | 4 x 2,6 | P02 | female - female square insulated flange |
| R141 720 000 | 5 | yes | | | P05 | female - female bulkhead |
| R141 723 000 | 5 | yes | | | P05 or P09 | female - female insulated bulkhead |
| R141 730 000 | 6 | yes | 35.7 | | P05 | female - female panel sealed bulkhead |
| R141 753 000 | 6 | yes | 35.3 | | P05 | female - female hermetically sealed bulkhead |
| R141 770 000 | 7 | yes | | | | male - female right angle |

CROSS AND TEE IN SERIES ADAPTERS

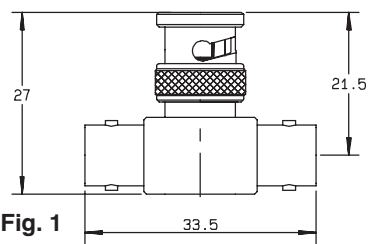


Fig. 1

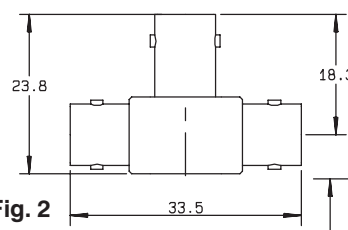


Fig. 2

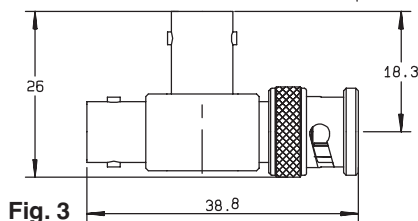


Fig. 3

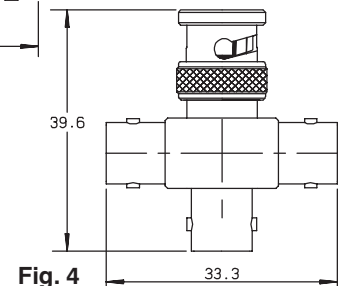


Fig. 4

| part number | fig. | captive center contact | note |
|----------------|------|------------------------|-----------------------------------|
| R141 780 000 | 1 | yes | male / female-female tee |
| R141 782 000 | 2 | yes | female / female-female tee |
| R141 789 000 | 3 | yes | female / female-male tee |
| R141 799 000 • | 4 | yes | male / female-female-female cross |

• Upon request

* Packaging = 100 pieces.