

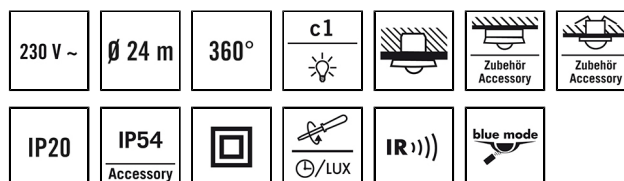
PD-C 360i/24

Item number **GTIN**
 EP10428067 4015120428067



Technical data

| GENERAL | |
|---------------------------------|---|
| Device category | Ceiling-mounted presence detector |
| Product information | Please note the Explanation of circuit breaker in the download area of the product! |
| Included in delivery | Includes lens mask |
| User interface | Adjusting controller, IR remote control with "blue mode" technology |
| Remote controllable | ✓ |
| Conformity | CE, EAC, RoHS, WEEE |
| Warranty | 5 years |
| ATTACHMENT | |
| Installation type | Flush-mounted/Device socket \varnothing 68 mm |
| Installation position | Ceiling |
| Installation dimension | Installation depth: 24 mm, \varnothing 60 mm |
| Type of connection | Push terminal |
| Connectable wire cross section | 0.75 – 2.5 mm ² |
| HOUSING | |
| Dimensions | Height/Depth 70 mm, \varnothing 108 mm |
| Weight | 145.6 g |
| Material | UV-stabilised polycarbonate |
| Protection type | IP20 |
| Protection type with accessory | IP54 with surface-mounted box (order separately) |
| Permissible ambient temperature | -25 °C...+50 °C |
| Relative humidity | 5 – 93 %, non-condensing |
| Colour | white, similar to RAL 9010 |



Product description

- Presence detector with **360° field of detection** For ceiling mounting
 - **Range of up to 24 m** in diameter at a recommended installation height of 3 m for use in offices, classrooms and board rooms, for example, and passageways with natural lighting
 - Ideal for use in **areas with ceilings of up to 10 m**, such as sports halls, warehouses etc.
 - 16 A high-performance relay (tungsten pre-contact)
 - Default settings ensure immediate operability
- Offers special product features like:**
- Simple parameterisation, remote control and documentation with ESY-Pen and ESY-App

| ELECTRICAL VERSION | |
|--------------------------------------|---------------------------------|
| Control system | ON/OFF |
| Protection class | II |
| Nominal voltage | 230 V ~ / 50 Hz |
| In-rush current | 800 A / 200 μ s |
| Power consumption | 0.3 W |
| SENSORS | |
| Detection angle | 360° |
| Detection range diagonally | \varnothing 24 m |
| Detection range head-on | \varnothing 11 m |
| Detection range presence | \varnothing 8 m |
| Field of detection | up to 453 m ² |
| Recommended installation height | 3 m |
| Max. mounting height | 10 m |
| Light measurement | mixed light |
| Level of brightness | 5 – 2000 lx |
| CHANNELS (LIGHTING / HVAC) | |
| Number of light channels | 1 |
| Push button input lighting | 1 |
| Push button input HVAC | – |
| Slave input | ✓ |
| Max. number of slave detectors | 10 |
| Mode | Semi-automatic, Fully automatic |
| Switching delay from "dark to light" | 300 s |
| Switching delay from "light to dark" | 30 s |
| Constant light control | – |
| Channel | C1 Lighting |

PD-C 360i/24

| | |
|--------------------|---------------|
| Item number | GTIN |
| EP10428067 | 4015120428067 |

| | | | |
|--------------------|---|-----------------------|-------------------------------------|
| Function | Switching | Switch contact | make contact / non-floating |
| Switching capacity | 230 V/50 Hz, 16 AX 2300 W/10 A (cos phi = 1) 1150 VA/5 A (cos phi = 0,5) 600 W LED | Push button input | ✓ |
| | | Impulse mode | ✓ |
| | | Switch-off delay time | 60 s...30 min (adjustable in steps) |

Factory settings

| | | | |
|-----------------------------------|-------------|---|-----------------|
| GENERAL | | Operating mode | fully automatic |
| Sensitivity | 100 % | Level of brightness/switching threshold | 500 lx |
| CHANNELS (LIGHTING / HVAC) | | Switch-off delay time | 5 min |
| Channel | C1 Lighting | | |

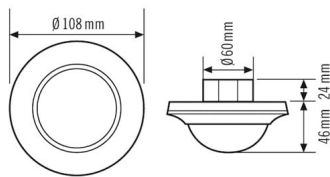
Accessories

| Product designation | Item number | Product description | GTIN |
|--|-------------|--|---------------|
| Ceiling-mounted presence detector | | | |
| PD-C 360/8 Slave | EP10055379 | Slave presence detector for extending the field of detection of a Master presence detector | 4015120055379 |
| PD-C 360/24 Slave | EP10055386 | Slave presence detector for extending the field of detection of a Master presence detector | 4015120055386 |
| PD-C 360/32 Slave | EP10427770 | Slave presence detector for extending the field of detection of a Master presence detector | 4015120427770 |
| Cover | | | |
| COMPACT COVER SET 24/32 SR | EP10425431 | Cover set for COMPACT series, 24 m/32 m, consists of cover and design ring, silver | 4015120425431 |
| COMPACT COVER SET 24/32 BK | EP00007491 | Cover set for COMPACT series, 24 m/32 m, consists of cover and design ring, black | 4015120007491 |
| Electrical accessories | | | |
| FILTER 230 V | EP10426988 | Filter for suppression of inductive loads, such as relays, contactors, fluorescent lamps and transformers | 4015120426988 |
| Mounting | | | |
| COMPACT MOUNTING BOX IP20 SM WH | EP10425370 | Surface-mounted box for COMPACT series, IP20, white | 4015120425370 |
| COMPACT MOUNTING BOX IP20 SM SR | EP10425387 | Surface-mounted box for COMPACT series, IP20, silver | 4015120425387 |
| COMPACT MOUNTING BOX IP54 SM WH | EP10425905 | Surface-mounted box for COMPACT series, IP54, white | 4015120425905 |
| COMPACT MOUNTING BOX IP54 SM SR | EP10425912 | Surface-mounted box for COMPACT series, IP54, silver | 4015120425912 |
| MOUNTING SET IP20 FM 62 WH | EP10425929 | Recessed ceiling mounting set includes installation bracket and dust-protected box, 62 mm | 4015120425929 |
| COMPACT MOUNTING BOX IP54 SM BK | EP10426940 | Surface-mounted box for COMPACT series, IP54, black | 4015120426940 |
| COMPACT MOUNTING BOX IP20 SM BK | EP10426933 | Surface-mounted box for COMPACT series, IP20, black | 4015120426933 |
| Protection | | | |
| BASKET GUARD ROUND SMALL | EM10425615 | Basket guard for presence and motion detectors and smoke detectors, Ø 165 mm, height 70 mm | 4015120425615 |
| BASKET GUARD ROUND LARGE | EM10425608 | Basket guard for presence and motion detectors and smoke detectors, Ø 180 mm, height 90 mm | 4015120425608 |
| Remote control | | | |
| ESY-Pen | EP10425356 | ESY-Pen and ESY-App, two tools for every task: (1) Parameterisation, (2) remote control, (3) light measurement, (4) project management | 4015120425356 |
| Mobil-PDi/MDi-universal | EP10433993 | Remote control for quick and precise setting of various parameters | 4015120433993 |
| REMOTE CONTROL MDi/PDi | EM10425509 | IR remote control for presence detectors and motion detectors | 4015120425509 |

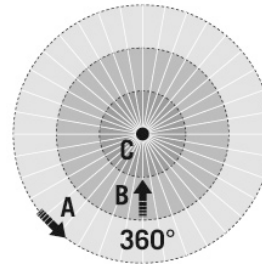
PD-C 360i/24

Item number **GTIN**
 EP10428067 4015120428067

Dimension drawing



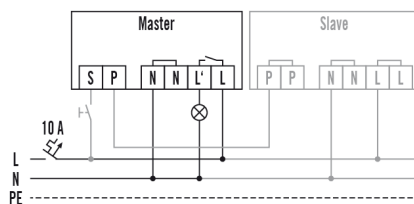
Field of detections



Detection range

| | |
|---------------------|--------|
| ■ Diagonally (A) | Ø 24 m |
| ■ Frontal (B) | Ø 11 m |
| ■ Presence area (C) | Ø 8 m |

Circuit diagram



Standard operation with optional control via a closing button and use of max. ten slave devices to one master device.

Detailed product description

- Presence detector with **360° field of detection** For ceiling mounting
- **Range of up to 24 m** in diameter at a recommended installation height of 3 m for use in offices, classrooms and board rooms, for example, and passageways with natural lighting
- Ideal for use in **areas with ceilings of up to 10 m**, such as sports halls, warehouses etc.
- 16 A high-performance relay (tungsten pre-contact), ideal for switching capacitive loads such as electronic ballasts, parallel-compensated fluorescent lamps, compact fluorescent lamps, energy saving lamps
- Default settings ensure immediate operability
- Automatic light control (channel 1) depending on presence and natural light
- Simple programming using remote control with "blue mode" technology or setting elements (potentiometer)
- Integrated toggle for setting with remote control or by adjusting controller - prevents operating errors and provides tamper protection
- Masking of interference sources by reducing sensitivity using DIP switches
- Additional switch input with toggle function "room = ON + OFF/hallway = ON"
- Detector can be used as fully automatic or semi-automatic device (channel 1)
- Flush-mounted device as standard
- Surface mounting or recessed ceiling mounting with accessories
- Easily replaceable/paintable cover and design ring (available in "silver" as an accessory)
- Field of detection can be extended by connecting slave devices
- Targeted masking out of areas by means of an enclosed lens mask