4SH crimp fittings and ferrules with tear-off protection

Zinc plated steel, for skived 4SH hose

Series: S-YHWX



Overview

DN (mm)	19 to 51
Design	17 options, see the model table
Connection size	23 options, see the model table
SKUs in this series	90

Description

4SH crimp fittings with tear-off protection, and the 4SH ferrules for them. This series is for the 4SH hose to EN 856. The ferrule locks onto the fitting (tear-off protection). When crimped, hose, ferrule and fitting form a metallic bond that takes the maximum pressure load. This lets a flexible 4-spiral 4SH hose replace a stiffer 6-spiral hose. Skive the hose inside and outside. Choose the fitting by the connection and the DN of the hose. Crimp it with a ferrule for the same DN that agrees with the hose type, with a hose crimping machine. The ferrule is a separate item. The maximum working pressure of the hose assembly is that of its lowest-rated part: hose, fitting or connection. Zinc plated steel. For seawater or aggressive media, choose the stainless steel 4SH crimp fittings.

Key features

- Tear-off protection, metallic bond with the 4SH ferrule
- Flexible 4SH hose instead of a 6-spiral hose
- Zinc plated steel body

Models

Select the SKU for your application.

SKU	Design	Connection size	DN (mm)
F2XRE	4 SH sleeve	40.0 x 51.4 (Da x L)	19
F2XRG	4 SH sleeve	48.0 x 64.5 (Da x L)	25
F2XRJ	4 SH sleeve	57 × 84 (Da x L)	31
F2XRM	4 SH sleeve	64.3 × 94.0 (Da x L)	38
F2XRP	4 SH sleeve	83.5 × 107.0 (Da x L)	51
F2XM5	CES (straight)	M 36×2 (25 S)	19
F2XM7	CES (straight)	M 42×2 (30 S)	25
F2XM9	CES (straight)	M 52×2 (38 S)	31
F2XKM	DKO-S (45°)	M 30×2 (20 S)	19
F2XKP	DKO-S (45°)	M 36×2 (25 S)	19
F2XKR	DKO-S (45°)	M 42×2 (30 S)	25

SKU	Design	Connection size	DN (mm)
F2XKT	DKO-S (45°)	M 52×2 (38 S)	31
F2XKU	DKO-S (90°)	M 30×2 (20 S)	19
F2XKX	DKO-S (90°)	M 36×2 (25 S)	19
F2XKW	DKO-S (90°)	M 36×2 (25 S)	25
F2XKZ	DKO-S (90°)	M 42×2 (30 S)	25
F2XM3	DKO-S (90°)	M 52×2 (38 S)	31
F2XKB	DKO-S (straight)	M 30×2 (20 S)	19
F2XKE	DKO-S (straight)	M 36×2 (25 S)	19
F2XKD	DKO-S (straight)	M 36×2 (25 S)	25
F2XKG	DKO-S (straight)	M 42×2 (30 S)	25
F2XKK	DKO-S (straight)	M 52×2 (38 S)	31
F2XKJ	DKO-S (straight)	M 52×2 (38 S)	38
F2XMJ	DKOR (45°)	G 3/4"	19
F2XMM	DKOR (45°)	G 1"	25
F2XMP	DKOR (45°)	G 1-1/4"	31
F2XMS	DKOR (90°)	G 3/4"	19
F2XMU	DKOR (90°)	G 1"	25
F2XMW	DKOR (90°)	G 1-1/4"	31
F2XMB	DKOR (straight)	G 3/4"	19
F2XMD	DKOR (straight)	G 1"	25
F2XMF	DKOR (straight)	G 1-1/4"	31
F2XQB	SFC (45°)	41.3 (3/4")	19
F2XQC	SFC (45°)	47.6 (1")	25
F2XQD	SFC (45°)	54.0 (1-1/4")	31
F2XQE	SFC (45°)	63.5 (1-1/2")	38
F2XR9	SFC (90°)	41.3 (3/4")	19
F2XRA	SFC (90°)	47.6 (1")	25
F2XRB	SFC (90°)	54.0 (1-1/4")	31
F2XRC	SFC (90°)	63.5 (1-1/2")	38
F2XPG	SFC (straight)	41.3 (3/4")	19
F2XPH	SFC (straight)	47.7 (1")	25
F2XPJ	SFC (straight)	54.0 (1-1/4")	31
F2XPK	SFC (straight)	63.5 (1-1/2")	38

SKU	Design	Connection size	DN (mm)
F2XPN	SFL (45°)	38.1 (3/4")	19
F2XPQ	SFL (45°)	44.5 (1")	25
F2XPS	SFL (45°)	50.8 (1-1/4")	31
F2XPU	SFL (45°)	60.3 (1-1/2")	38
F2XPV	SFL (45°)	71.4 (2")	51
F2XQG	SFL (90°)	38.1 (3/4")	19
F2XQJ	SFL (90°)	44.5 (1")	25
F2XQM	SFL (90°)	50.8 (1-1/4")	31
F2XQP	SFL (90°)	60.3 (1-1/2")	38
F2XQQ	SFL (90°)	71.4 (2")	51
F2XNR	SFL (straight)	38.1 (3/4")	19
F2XNT	SFL (straight)	44.5 (1")	25
F2XNV	SFL (straight)	50.8 (1-1/4")	31
F2XNX	SFL (straight)	60.3 (1-1/2")	38
F2XNY	SFL (straight)	71.4 (2")	51
F2XPY	SFS (45°)	41.3 (3/4")	19
F2XQ2	SFS (45°)	47.6 (1")	19
F2XPX	SFS (45°)	41.3 (3/4")	25
F2XQ4	SFS (45°)	47.6 (1")	25
F2XQ6	SFS (45°)	54.0 (1-1/4")	25
F2XQ3	SFS (45°)	47.6 (1")	31
F2XQ7	SFS (45°)	54.0 (1-1/4")	31
F2XQ9	SFS (45°)	63.5 (1-1/2")	38
F2XQA	SFS (45°)	79.4 (2")	51
F2XQU	SFS (90°)	41.3 (3/4")	19
F2XQW	SFS (90°)	47.6 (1")	19
F2XQT	SFS (90°)	41.3 (3/4")	25
F2XQY	SFS (90°)	47.6 (1")	25
F2XR2	SFS (90°)	54.0 (1-1/4")	25
F2XQX	SFS (90°)	47.6 (1")	31
F2XR4	SFS (90°)	54.0 (1-1/4")	31
F2XR6	SFS (90°)	63.5 (1-1/2")	31
F2XR3	SFS (90°)	54.0 (1-1/4")	38

SKU	Design	Connection size	DN (mm)
F2XR7	SFS (90°)	63.5 (1-1/2")	38
F2XR8	SFS (90°)	79.4 (2")	51
F2XP3	SFS (straight)	41.3 (3/4")	19
F2XP5	SFS (straight)	47.6 (1")	19
F2XP2	SFS (straight)	41.3 (3/4")	25
F2XP7	SFS (straight)	47.6 (1")	25
F2XP9	SFS (straight)	54.0 (1-1/4")	25
F2XP6	SFS (straight)	47.6 (1")	31
F2XPB	SFS (straight)	54.0 (1-1/4")	31
F2XPD	SFS (straight)	63.5 (1-1/2")	31
F2XPA	SFS (straight)	54.0 (1-1/4")	38
F2XPE	SFS (straight)	63.5 (1-1/2")	38
F2XPF	SFS (straight)	79.4 (2")	51

Designs

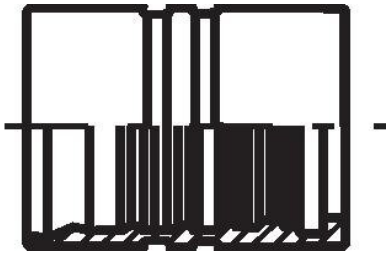

- 4 SH sleeve: Ferrule for 4 SH hoses (EN 856) for fitting with tear-off protection



- CES: 24° male thread for bite ring joint ISO 8434-1, heavy model series



- DKO-S: Sealing cap with union nut and O-ring, fits on 24° sockets ISO 8434-1, heavy model series

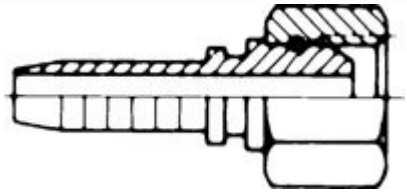

- DKOR: BSP sealing cap 60° with O-ring and union nut (G-thread)



- SFC: SAE-Flange, 9000 PSI, H=14.2



- SFL: SAE flange, standard model series 3000 PSI



- SFS: SAE flange, high-pressure model series 6000 PSI

Points to note

- Permanent crimp, needs a hose crimping machine
- Ferrule not included, order it for the hose type
- Zinc plated steel, for seawater or aggressive media choose stainless steel

> **⚠ Warning**
> The hose must also be skived inside!

Tameson B.V.
Torenallee 20, 5617 BC Eindhoven, The Netherlands
CoC: 72902531
VAT: NL859280263B01

Contact Information
support@tameson.com
tameson.com

Document Information
Version: 1.0

Specifications subject to change without notice. Verify current specifications before ordering.